

# EAGLE TECHNICAL BULLETIN

REF. TCCA STC: SH16-9  
REF. FAA STC: SR03706NY

Eagle Technical Bulletin Number: **1003-TB-002**

Purpose: To describe the installation of NVIS compatible parts and an alternate installation location of the pull cable for the 407HP Inlet Barrier Filter (IBF)

Eligible Serial Numbers: **53819, 54048, 54066, 54084, 53309, 54072** F

Compliance: Optional, to be installed and evaluated in conjunction with STC SR00661DE and SR00599DE-D by Air Methods or SR01383SE by Aviation Specialties Unlimited, Inc.

Description:

The installation of a medical interior requires that a Technical Bulletin (TB) provide an alternate installation location to improve accessibility to the IBF Manual Release pull cable. This TB also describes the installation of the IBF Annunciator required to make the 407HP IBF modification compatible with NVIS installations.

NOTE: This TB only approves the installation of NVIS compatible annunciators in place of the standard Eagle 407HP annunciators. The replacement parts need to be evaluated as part of the NVIS STC by the NVIS STC Holder.

Parts List:

F

QTY -011	QTY -013	PART NUMBER	DESCRIPTION
X		1003-TB-002-011	IBF MOD KIT (UPPER ANNUNCIATOR ROW)
	X	1003-TB-002-013	IBF MOD KIT (UPPER PANEL BELOW MCP)
1	1	1003-03-037-5	PLACARD, IBF BYPASS
1	1	1003-03-038-1	IBF PULL CABLE BRACKET
1	1	LED-40-17-KB-E2A8L (CAP ONLY: LED-XX-17-KB-E2A8L)	NVIS COMPATIBLE IBF ANNUNCIATOR ALT: LED-40-17-KB-E2A54 (CAP ONLY: LED-XX-17-KB-E2A54)

Weight and Balance:

The incorporation of this TB has a negligible effect on the aircraft weight and balance.

CANADA  
DEPARTMENT OF TRANSPORT  
AIRCRAFT CERTIFICATION  
BRANCH  
DAO # 01-O-01

**APPROVED**

BY:   
D. SHEPHERD (DE # 02)

DATE: 2021-05-12  
CERT. NO.: SH16-9  
ISSUE NO.: 1

**APPROVED**

F	ADDED S/N 54072, UPDATED PARTS LIST, REMOVED ANNUNCIATOR P/N FROM FIGURE 1 AND 2	WK	2021-05-12
E	ADDED S/N 53309, -013 KIT	WK	20.05.25
D	ADDED S/N 54084	WK	19.11.12
C	ADDED S/N 54066	WK	19.10.03
B	REVISED TO INCLUDE AIRCRAFT S/N 54048 AND CORRECT P/N OF IBF ANNUNCIATOR	KB	18.08.07
A	NEW ISSUE	LA	18.05.28
REV.	DESCRIPTION	BY	DATE
DESIGN	WK	<b>EAGLE COPTERS LTD</b> CALGARY, ALBERTA, CANADA	
DRAWN	WK		
CHECKED	KB	DRAWING NO.	REV. F
MFG. APPR.	LJ	<b>1003-TB-002</b>	SHEET 1 OF 5
APPROVED	KB	TITLE	SCALE
DE APPR.	DS 	<b>IBF MOD KIT</b>	NTS
DATE	<b>2021-05-12</b>	COPYRIGHT © 2018 BY EAGLE COPTERS LTD. <small>THIS DOCUMENT IS PRIVATE AND CONFIDENTIAL AND IS SUPPLIED ON THE EXPRESS CONDITION THAT IT IS NOT TO BE USED FOR ANY PURPOSE OR COPIED OR COMMUNICATED TO ANY OTHER PERSON WITHOUT WRITTEN PERMISSION FROM EAGLE COPTERS LTD.</small>	

**Procedure:**

**-011 KIT ANNUNCIATOR INSTALLATION (S/N: 53819, 54048, 54066, 54084 AND 54072):** 

1. Install the NVIS compatible IBF Annunciator IAW 1003-CA-001 Rev. O section 71.12 and 1003-14-001 407HP IBF Wiring Diagram in the location shown in Figure 1 in lieu of installing the LED-40-17-BB-E1K68 IBF Annunciator in the location shown in Figure 14 of 1003-MI-001 Rev. C.

**-013 KIT ANNUNCIATOR INSTALLATION (S/N: 53309):**

1. Install the NVIS compatible IBF Annunciator IAW 1003-CA-001 Rev. O section 71.12 and 1003-14-001 407HP IBF Wiring Diagram in the location shown in Figure 2 in lieu of installing the LED-40-17-BB-E1K68 IBF Annunciator in the location shown in Figure 14 of 1003-MI-001 Rev. C.


**-011 AND -013 KIT BRACKET INSTALLATION (S/N: ALL):**

2. Install the 1003-03-224-1 Manual Release Cable, Vent Cable and the 1003-03-038-1 IBF Pull Cable Bracket (in lieu of 1003-03-033-1/-3 Bracket) as shown in Figure 3 (The right side of the center console, and directly below the instrument panel). Fasten the bracket to the center console using existing hardware. Install the 1003-03-037-5 Placard (in lieu of 1003-03-037-1/-3 Placard) on the 1003-03-038-1 IBF Pull Cable Bracket.
3. With power applied to the aircraft, pull the bypass door handle and verify bypass door opens with a pull force of 25 lbs or less.
4. Notify Eagle Copters that this Technical Bulletin has been accomplished by filling out the attached form (sheet 5) and emailing it back to Eagle Copters.
5. Make entry into aircraft technical reports to indicate 1003-TB-002 has been accomplished

APPROVED


DESIGN	WK	<b>EAGLE COPTERS LTD</b> CALGARY, ALBERTA, CANADA	
DRAWN	WK		
CHECKED	KB	DRAWING NO.	REV. F
MFG. APPR.	LJ	1003-TB-002	SHEET 2 OF 5
APPROVED	KB	TITLE	SCALE
DE APPR.	DS 	IBF MOD KIT	NTS
DATE	2021-05-12	<small>COPYRIGHT © 2018 BY EAGLE COPTERS LTD. THIS DOCUMENT IS PRIVATE AND CONFIDENTIAL AND IS SUPPLIED ON THE EXPRESS CONDITION THAT IT IS NOT TO BE USED FOR ANY PURPOSE OR COPIED OR COMMUNICATED TO ANY OTHER PERSON WITHOUT WRITTEN PERMISSION FROM EAGLE COPTERS LTD.</small>	

PRE MOD



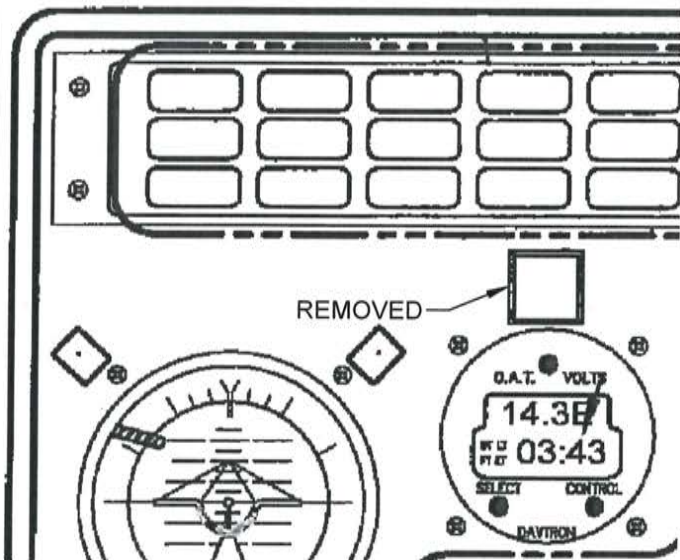
REMOVED →

POST MOD

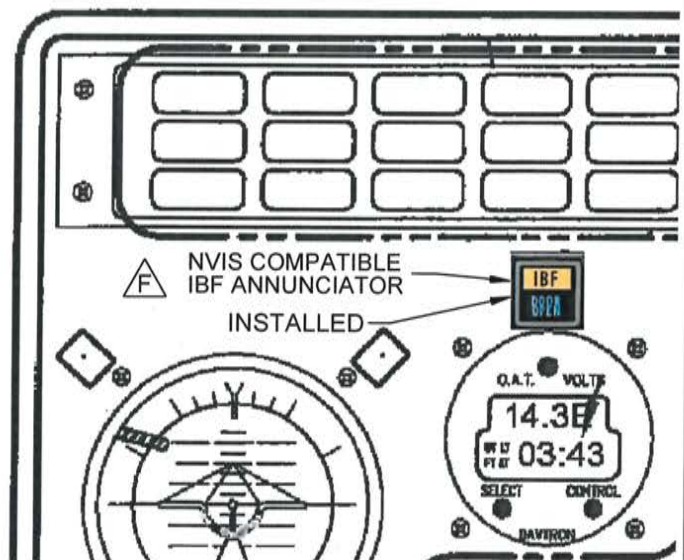


INSTALLED →

**FIGURE 1 - -011 KIT INSTALLATION  
IBF ANNUNCIATOR  
(PORTION OF UPPER ANNUNCIATOR ROW)**




PRE MOD



POST MOD

**FIGURE 2 - -013 KIT INSTALLATION  
IBF ANNUNCIATOR  
(PORTION OF UPPER PANEL BELOW MCP)**

APPROVED	DESIGN	WK	<b>EAGLE COPTERS LTD</b> CALGARY, ALBERTA, CANADA	
	DRAWN	WK		
	CHECKED	KB	DRAWING NO.	REV. F
	MFG. APPR.	LJ	1003-TB-002	SHEET 3 OF 5
	APPROVED	KB	TITLE	SCALE
	DE APPR.	DS	IBF MOD KIT	NTS
DATE	2021-05-12		COPYRIGHT © 2018 BY EAGLE COPTERS LTD. THIS DOCUMENT IS PRIVATE AND CONFIDENTIAL AND IS SUPPLIED ON THE EXPRESS CONDITION THAT IT IS NOT TO BE USED FOR ANY PURPOSE OR COPIED OR COMMUNICATED TO ANY OTHER PERSON WITHOUT WRITTEN PERMISSION FROM EAGLE COPTERS LTD.	



**FIGURE 3 - IBF PULL CABLE NEW LOCATION**

APPROVED

DESIGN	WK	<b>EAGLE COPTERS LTD</b> CALGARY, ALBERTA, CANADA	
DRAWN	WK		
CHECKED	KB	DRAWING NO.	REV. F
MFG. APPR.	LJ	1003-TB-002	SHEET 4 OF 5
APPROVED	KB	TITLE	SCALE
DE APPR.	DS	IBF MOD KIT	NTS
DATE	2021-05-12	COPYRIGHT © 2018 BY EAGLE COPTERS LTD. THIS DOCUMENT IS PRIVATE AND CONFIDENTIAL AND IS SUPPLIED ON THE EXPRESS CONDITION THAT IT IS NOT TO BE USED FOR ANY PURPOSE OR COPIED OR COMMUNICATED TO ANY OTHER PERSON WITHOUT WRITTEN PERMISSION FROM EAGLE COPTERS LTD.	

NOTIFY EAGLE COPTERS THAT THE 1003-TB-002 HAS BEEN INCORPORATED INTO THE AIRCRAFT LISTED BELOW.

AIRCRAFT SERIAL NUMBER: \_\_\_\_\_

AIRCRAFT OWNER: \_\_\_\_\_

DATE 1003-TB-002 WAS INCORPORATED ON THE ABOVE AIRCRAFT:  
\_\_\_\_\_

SIGNATURE OF PERSON RESPONSIBLE FOR ENTRY INTO AIRCRAFT TECHNICAL RECORD:  
\_\_\_\_\_

PRINT NAME OF PERSON RESPONSIBLE FOR ENTRY INTO AIRCRAFT TECHNICAL RECORD:  
\_\_\_\_\_

Email this page to: [customersupport@eaglecopters.com](mailto:customersupport@eaglecopters.com)

APPROVED

DESIGN	WK	<b>EAGLE COPTERS LTD</b> CALGARY, ALBERTA, CANADA	
DRAWN	WK		
CHECKED	KB	DRAWING NO.	REV. F
MFG. APPR.	LJ	1003-TB-002	SHEET 5 OF 5
APPROVED	KB	TITLE	SCALE
DE APPR.	DS	IBF MOD KIT	NTS
DATE	2021-05-12	COPYRIGHT © 2018 BY EAGLE COPTERS LTD. <small>THIS DOCUMENT IS PRIVATE AND CONFIDENTIAL AND IS SUPPLIED ON THE EXPRESS CONDITION THAT IT IS NOT TO BE USED FOR ANY PURPOSE OR COPIED OR COMMUNICATED TO ANY OTHER PERSON WITHOUT WRITTEN PERMISSION FROM EAGLE COPTERS LTD.</small>	