

# EAGLE TECHNICAL BULLETIN

REF. TCCS STC: SH16-9  
REF. FAA STC: SR03706NY

Eagle Technical Bulletin Number:   **1003-TB-002**

Purpose: To describe the installation of NVIS compatible parts and an alternate installation location of the pull cable for the 407HP Inlet Barrier Filter (IBF)

Eligible Serial Numbers:   **53819, 54048, 54066, 54084, 53309, 54072, 53919**

Compliance: Optional, to be installed and evaluated in conjunction with STC SR00661DE, STC SR00599DE-D, STC SR01383SE and STC SR09350RC as applicable.

Description   The installation of a medical interior requires that a Technical Bulletin (TB) provide an alternate installation location to improve accessibility to the IBF Manual Release pull cable. This TB also describes the installation of the IBF Annunciator required to make the 407HP IBF modification compatible with NVIS installations.

**NOTE:** This TB only approves the installation of NVIS compatible annunciators in place of the standard Eagle 407HP annunciators. The replacement parts need to be evaluated as part of the NVIS STC by the NVIS STC Holder.

CANADA DEPARTMENT OF TRANSPORT AIRCRAFT CERTIFICATION BRANCH DAO # 01-O-01  <b>APPROVED</b>  BY:  K. BARTON (DE #05)  DATE:           2022-04-12 CERT. NO.:       SH16-9 ISSUE NO.:       1
---

G	ADDED S/N 53919, CONFIGURATION -015 AND FIGURE 4	MP	2022-04-12
F	ADDED S/N 54072, UPDATED PARTS LIST, REMOVED ANNUNCIATOR P/N FROM FIGURE 1 AND 2	WK	2021-05-12
E	ADDED S/N 53309, -013 KIT	WK	2020-05-25
D	ADDED S/N 54084	WK	2019-11-12
C	ADDED S/N 54066	WK	2019-10-03
B	REVISED TO INCLUDE AIRCRAFT S/N 54048 AND CORRECT P/N OF IBF ANNUNCIATOR	KB	2018-08-07
A	NEW ISSUE	LA	2018-05-28
REV	DESCRIPTION	BY	DATE
DESIGN	MP	<b>EAGLE COPTERS LTD</b> CALGARY, AB, CANADA	
DRAWN	MP		
CHECKED	EB	DRAWING NO.	REV. G
MFG. APPR.	LJ	<b>1003-TB-002</b>	SHEET 1 OF 7
APPROVED	MP	TITLE	
DE APPR.	KB 	IBF MOD KIT	
DATE	<b>2022-04-12</b>		
COPYRIGHT © 2022 BY EAGLECOPTERS LTD. THIS DOCUMENT IS PRIVATE AND CONFIDENTIAL AND IS SUPPLIED ON THE EXPRESS CONDITION THAT IT IS NOT TO BE USED FOR ANY PURPOSE OR COPIED OR COMMUNICATED TO ANY OTHER PERSON WITHOUT WRITTEN PERMISSION FROM EAGLECOPTERS LTD.			

Parts List:

ITEM	-011 QTY	-013 QTY	-015 QTY	PART NUMBER	DESCRIPTION
	X			1003-TB-002-011	IBF MOD KIT (UPPER ANNUNCIATOR ROW)
		X		1003-TB-002-013	IBF MOD KIT (UPPER PANEL BELOW MCP)
			X	1003-TB-002-015	IBF MOD KIT (BELLOW LCD TEST SWITCH ON RH SIDE)
1	1	1	1	1003-03-037-5	PLACARD, IBF BYPASS
2	1	1	1	1003-03-038-1	IBF PULL CABLE BRACKET
3	1	1	1	LED-40-17-KB-E2A8L (CAP ONLY: LED-XX-17-KB-E2A8L)	NVIS COMPATIBLE IBF ANNUNCIATORALT: LED-40-17-KB-E2A54 (CAP ONLY: LED-XX-17-KB-E2A54)

Weight and Balance:

The incorporation of this TB has negligible effect on the aircraft weight and balance

Procedure:

-011 KIT ANNUNCIATOR INSTALLATION (S/N: 53819, 54048, 54066, 54084 AND 54072):

1. Install the NVIS compatible IBF Annunciator IAW 1003-CA-001 Rev. O section 71.12 and 1003-14-001 407HP IBF Wiring Diagram in the location shown in Figure 1 in lieu of installing the LED-40-17-BB-E1K68 IBF Annunciator in the location shown in Figure 14 of 1003-MI-001 Rev. C.

-013 KIT ANNUNCIATOR INSTALLATION (S/N: 53309):

1. Install the NVIS compatible IBF Annunciator IAW 1003-CA-001 Rev. O section 71.12 and 1003-14-001 407HP IBF Wiring Diagram in the location shown in Figure 2 in lieu of installing the LED-40-17-BB-E1K68 IBF Annunciator in the location shown in Figure 14 of 1003-MI-001 Rev. C.

-015 KIT ANNUNCIATOR INSTALLATION (S/N: 53919):

1. Install the NVIS compatible IBF Annunciator IAW 1003-CA-001 Rev. O section 71.12 and 1003-14-001 407HP IBF Wiring Diagram in the location shown in Figure 2 in lieu of installing the LED-40-17-BB-E1K68 IBF Annunciator in the location shown in Figure 14 of 1003-MI-001 Rev. C.

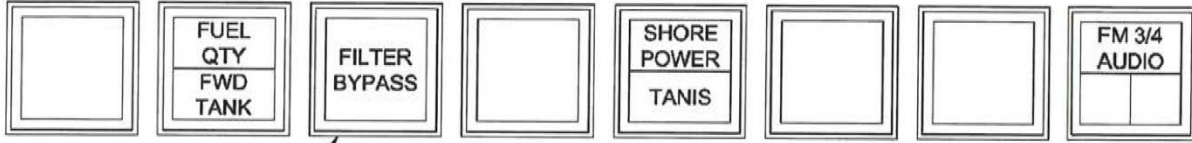
DESIGN	MP	<b>EAGLE COPTERS LTD</b> CALGARY, AB, CANADA	
DRAWN	MP		
CHECKED	EB	DRAWING NO.	REV. G
MFG. APPR.	LJ	<b>1003-TB-002</b>	SHEET 2 OF 7
APPROVED	MP	TITLE	
DE APPR.	KB	IBF MOD KIT	
DATE		COPYRIGHT © 2022 BY EAGLECOPTERS LTD. THIS DOCUMENT IS PRIVATE AND CONFIDENTIAL AND IS SUPPLIED ON THE EXPRESS CONDITION THAT IT IS NOT TO BE USED FOR ANY PURPOSE OR COPIED OR COMMUNICATED TO ANY OTHER PERSON WITHOUT WRITTEN PERMISSION FROM EAGLECOPTERS LTD.	
2022-04-12			

-011, -013, -015 KIT BRACKET INSTALLATION (S/N: ALL):

1. Install the 1003-03-224-1 Manual Release Cable, Vent Cable and the 1003-03-038-1 IBF Pull Cable Bracket (in lieu of 1003-03-033-1/-3 Bracket) as shown in Figure 3 (The right side of the center console, and directly below the instrument panel). Fasten the bracket to the center console using existing hardware. Install the 1003-03-037-5 Placard (in lieu of 1003-03-037-1/-3 Placard) on the 1003-03-038-1 IBF Pull Cable Bracket.
2. With power applied to the aircraft, pull the bypass door handle and verify bypass door opens with a pull force of 25 lbs or less.
3. Make an entry into the aircraft technical reports to indicate 1003-TB-002 has been completed.
4. Notify Eagle Copters that this Technical Bulletin has been accomplished by filling out the attached form (Last Sheet of this document) and emailing it to Eagle Copters.

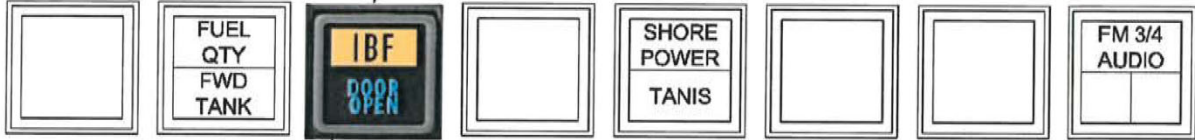
DESIGN	MP	<b>EAGLE COPTERS LTD</b> CALGARY, AB, CANADA	
DRAWN	MP		
CHECKED	EB	DRAWING NO.	REV. G
MFG. APPR.	LJ	<b>1003-TB-002</b>	SHEET 3 OF 7
APPROVED	MP	TITLE	
DE APPR.	KB <i>AB</i>	<b>IBF MOD KIT</b>	
DATE	<b>2022-04-12</b>		<small>COPYRIGHT © 2022 BY EAGLECOPTERS LTD. THIS DOCUMENT IS PRIVATE AND CONFIDENTIAL AND IS SUPPLIED ON THE EXPRESS CONDITION THAT IT IS NOT TO BE USED FOR ANY PURPOSE OR COPIED OR COMMUNICATED TO ANY OTHER PERSON WITHOUT WRITTEN PERMISSION FROM EAGLECOPTERS LTD.</small>

PRE MOD



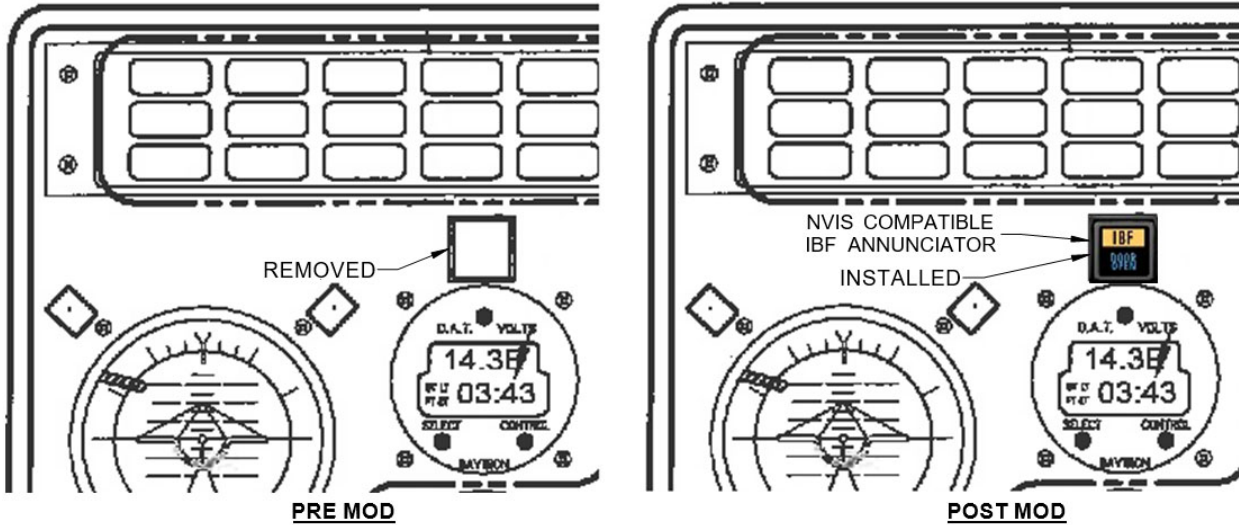
REMOVED

POST MOD




INSTALLED

**Figure 1 -011 Kit Installation IBF Annunciator (portion of upper annunciator row)**



**Figure 2 -013 Kit Installation IBF Annunciator (portion of upper panel below MCP)**

DESIGN	MP	<b>EAGLE COPTERS LTD</b> CALGARY, AB, CANADA	
DRAWN	MP		
CHECKED	EB	DRAWING NO.	REV. G
MFG. APPR.	LJ	1003-TB-002	SHEET 4 OF 7
APPROVED	MP	TITLE	
DE APPR.	KB	IBF MOD KIT	
DATE		COPYRIGHT © 2022 BY EAGLECOPTERS LTD.	
2022-04-12		THIS DOCUMENT IS PRIVATE AND CONFIDENTIAL AND IS SUPPLIED ON THE EXPRESS CONDITION THAT IT IS NOT TO BE USED FOR ANY PURPOSE OR COPIED OR COMMUNICATED TO ANY OTHER PERSON WITHOUT WRITTEN PERMISSION FROM EAGLECOPTERS LTD.	



**Figure 3 IBF pull cable new location**

DESIGN	MP	<b>EAGLE COPTERS LTD</b> CALGARY, AB, CANADA	
DRAWN	MP		
CHECKED	EB	DRAWING NO.	REV. G
MFG. APPR.	LJ	<b>1003-TB-002</b>	SHEET 5 OF 7
APPROVED	MP	TITLE	
DE APPR.	KB <i>KB</i>	<b>IBF MOD KIT</b>	
DATE		COPYRIGHT © 2022 BY EAGLECOPTERS LTD.	
<b>2022-04-12</b>		THIS DOCUMENT IS PRIVATE AND CONFIDENTIAL AND IS SUPPLIED ON THE EXPRESS CONDITION THAT IT IS NOT TO BE USED FOR ANY PURPOSE OR COPIED OR COMMUNICATED TO ANY OTHER PERSON WITHOUT WRITTEN PERMISSION FROM EAGLECOPTERS LTD.	



**Figure 4 -015 Kit Installation IBF Annunciator (Below LCD test switch on RH side)**

DESIGN	MP	<b>EAGLE COPTERS LTD</b> CALGARY, AB, CANADA	
DRAWN	MP		
CHECKED	EB	DRAWING NO.	REV. G
MFG. APPR.	LJ	<b>1003-TB-002</b>	SHEET 6 OF 7
APPROVED	MP	TITLE	
DE APPR.	KB	<b>IBF MOD KIT</b>	
DATE		COPYRIGHT © 2022 BY EAGLECOPTERS LTD.	
<b>2022-04-12</b>		THIS DOCUMENT IS PRIVATE AND CONFIDENTIAL AND IS SUPPLIED ON THE EXPRESS CONDITION THAT IT IS NOT TO BE USED FOR ANY PURPOSE OR COPIED OR COMMUNICATED TO ANY OTHER PERSON WITHOUT WRITTEN PERMISSION FROM EAGLECOPTERS LTD.	

NOTIFY EAGLE COPTERS THAT THE 1003-TB-002 HAS BEEN INCORPORATED INTO THE AIRCRAFT LISTED BELOW.

AIRCRAFT SERIAL NUMBER:

---

AIRCRAFT OWNER:

---

DATE 1003-TB-002 WAS INCORPORATED ON THE ABOVE AIRCRAFT:

---

SIGNATURE OF PERSON RESPONSIBLE FOR ENTRY INTO AIRCRAFT TECHNICAL RECORD:

---

PRINT NAME OF PERSON RESPONSIBLE FOR ENTRY INTO AIRCRAFT TECHNICAL RECORD:

---

EMAIL THIS PAGE TO: [customersupport@eaglecopters.com](mailto:customersupport@eaglecopters.com)

DESIGN	MP	<b>EAGLE COPTERS LTD</b>	
DRAWN	MP	CALGARY, AB, CANADA	
CHECKED	EB	DRAWING NO.	REV. G
MFG. APPR.	LJ	1003-TB-002	SHEET 7 OF 7
APPROVED	MP	TITLE	
DE APPR.	KB <i>KB</i>	IBF MOD KIT	
DATE		COPYRIGHT © 2022 BY EAGLECOPTERS LTD.	
2022-04-12		THIS DOCUMENT IS PRIVATE AND CONFIDENTIAL AND IS SUPPLIED ON THE EXPRESS CONDITION THAT IT IS NOT TO BE USED FOR ANY PURPOSE OR COPIED OR COMMUNICATED TO ANY OTHER PERSON WITHOUT WRITTEN PERMISSION FROM EAGLECOPTERS LTD.	