

## WIRING DIAGRAM REVISIONS LIST

WIRING DIAGRAM NUMBER BHT-212-MM	WIRING DIAGRAM NUMBER D212-725-2-G2	SHEET #	REV	DATE	NOTES
N/A	N/A	I	F	23.03.16	-Wiring diagram revisions list sheet 1
N/A	N/A	II	F	23.03.16	-Wiring diagram revisions list sheet 2
N/A	N/A	III	F	23.03.16	-Wiring diagram revisions list sheet 3
N/A	N/A	IV	F	23.03.16	-Wiring diagram revisions list sheet 4
N/A	N/A	V	F	23.03.16	-Wiring diagram revisions list sheet 5
N/A	N/A	VI	F	23.03.16	-Wiring diagram revisions list sheet 6
98-10	98-10S	1	A	08.11.24	-New issue for updated Generation 2 Helicopters
			B	10.08.10	-Change to Non-Essential Buss Control Relay pin out designators
			E	23.01.11	-Moved shunt wiring to starter-generator. Added shield feedthrough for GEN FIELD circuit breaker. Split breaker busses for clarity.
98-11	98-11S	2	A	08.11.24	-New issue for updated Generation 2 Helicopters
			F	23.03.16	-Updated effectivity
98-12	98-12S	3	A	08.11.24	-New issue for updated Generation 2 Helicopters
98-13	98-13S	4	A	08.11.24	-New issue for updated Generation 2 Helicopters
			E	23.01.11	-Added CAP and STOW to 26 VAC Bus
98-14	98-14S	5	A	08.11.24	-New issue for updated Generation 2 Helicopters
			B	10.08.10	-Removal of unused wires from generator lug E
			E	23.01.11	-Updated wire numbers at K3
98-15	98-15S	6	A	08.11.24	-New issue for updated Generation 2 Helicopters
			F	23.03.16	-Updated effectivity
98-16	N/A	N/A	N/A	N/A	-Particle Separator system removed and wiring diagram deleted.
98-17	98-17S	7	A	08.11.24	-New issue for updated Generation 2 Helicopters
			E	23.01.11	-Changed dimming bus series modules; updated pinouts.
98-18	98-18S	8	A	08.11.24	-New issue for updated Generation 2 Helicopters
			E	23.01.11	-Removed unnecessary splices at J99 and J49

DESIGN	<i>LD</i>	<b>EAGLE COPTERS MAINTENANCE LTD</b> CALGARY, ALBERTA, CANADA	
CHECKED	<i>NF</i>	DRAWING NO.	REV. F
MFG. APPR.	N/A	<b>D212-725-2-G2</b>	SHEET I OF VI
RELEASED	<i>LD</i>	TITLE	SCALE
DE APPR.	N/A	<b>WIRING DIAGRAMS</b>	NTS
DATE <div style="text-align: center; font-size: 1.2em;">23.03.16</div>		<b>COPYRIGHT © 2023 BY EAGLE COPTERS MAINTENANCE LTD</b> <small>THIS DOCUMENT IS PRIVATE AND CONFIDENTIAL AND IS SUPPLIED ON THE EXPRESS CONDITION THAT IT IS NOT TO BE USED FOR ANY PURPOSE OR COPIED OR COMMUNICATED TO ANY OTHER PERSON WITHOUT WRITTEN PERMISSION FROM EAGLE COPTERS MAINTENANCE LTD.</small>	

WIRING DIAGRAM NUMBER BHT-212-MM	WIRING DIAGRAM NUMBER D212-725-2-G2	SHEET #	REV	DATE	NOTES
98-19	98-19S	9	A	08.11.24	-New issue for updated Generation 2 Helicopters
			E	23.01.11	-Changed dimming bus series modules; updated pinouts. Add reference for Heater Switch/Indicator.
98-20	98-20S	10	A	08.11.24	-New issue for updated Generation 2 Helicopters
			B	10.08.10	-Correction to P281 connector pin labels
			E	23.01.11	-Test switches correctly shown as DPDT w/ jumper.
98-21	98-21S	11	A	08.11.24	-New issue for updated Generation 2 Helicopters
			B	10.08.10	-Removal of shield ground wire at Oil Pressure Transmitters
			F	23.03.16	-Updated effectivity
98-22	98-22S	12	A	08.11.24	-New issue for updated Generation 2 Helicopters
			E	23.01.11	-Changed dimming bus series modules; updated pinouts. Moved 27TB1 references to 98-17S. Added label to CB2.
98-23	98-23S	13	A	08.11.24	-New issue for updated Generation 2 Helicopters
			E	23.01.11	-Thermocouple wire shown as sheathed pair.
98-24	98-24S	14	A	08.11.24	-New issue for updated Generation 2 Helicopters
			B	10.08.10	-Removal of shield ground wire at Torque Pressure Transmitters
			F	23.03.16	-Updated effectivity
98-25	98-25S	15	A	08.11.24	-New issue for updated Generation 2 Helicopters
			B	10.08.10	-Removal of shield ground wire at Hydraulic Pressure Transmitters
			F	23.03.16	-Updated effectivity
98-26	98-26S	16	A	08.11.24	-New issue for updated Generation 2 Helicopters
			B	10.08.10	-Change to Hourmeter Relay pin out designators
			E	23.01.11	-Changed dimming bus series modules; updated pinouts.
			F	23.03.16	-Updated effectivity
98-27	98-27S	17	A	08.11.24	-New issue for updated Generation 2 Helicopters
			F	23.03.16	-Updated effectivity

DESIGN	LW	<b>EAGLE COPTERS MAINTENANCE LTD</b> CALGARY, ALBERTA, CANADA	
CHECKED	NF	DRAWING NO.	REV. F
MFG. APPR.	N/A	<b>D212-725-2-G2</b>	SHEET II OF VI
RELEASED	MP	TITLE	SCALE
DE APPR.	N/A	<b>WIRING DIAGRAMS</b>	NTS
DATE		<b>COPYRIGHT © 2023 BY EAGLE COPTERS MAINTENANCE LTD</b> <small>THIS DOCUMENT IS PRIVATE AND CONFIDENTIAL AND IS SUPPLIED ON THE EXPRESS CONDITION THAT IT IS NOT TO BE USED FOR ANY PURPOSE OR COPIED OR COMMUNICATED TO ANY OTHER PERSON WITHOUT WRITTEN PERMISSION FROM EAGLE COPTERS MAINTENANCE LTD.</small>	
23.03.16			

WIRING DIAGRAM NUMBER BHT-212-MM	WIRING DIAGRAM NUMBER D212-725-2-G2	SHEET #	REV	DATE	NOTES
98-28	98-28S	18	A	08.11.24	-New issue for updated Generation 2 Helicopters
			B	10.08.10	-Addition of Electronic Attitude Indicator hookup.
			F	23.03.16	-Updated effectivity
98-29	98-29S	19	A	08.11.24	-New issue for updated Generation 2 Helicopters
			F	23.03.16	-Updated effectivity
98-30	98-30S	20	A	08.11.24	-New issue for updated Generation 2 Helicopters
			B	10.08.10	-Removal from diagram of unused 'cap & stowed' wire
			F	23.03.16	-Updated effectivity
98-31	98-31S	21	A	08.11.24	-New issue for updated Generation 2 Helicopters
			F	23.03.16	-Updated effectivity
98-32	98-32S	22	A	08.11.24	-New issue for updated Generation 2 Helicopters
			F	23.03.16	-Updated effectivity
98-33	98-33S	23	A	08.11.24	-New issue for updated Generation 2 Helicopters
			B	10.08.10	-Clarification of shielding at Fuel Quantity Indicator
			E	23.01.11	-Added disconnects to LH and RH capacitance simulators
98-34	98-34S	24	A	08.11.24	-New issue for updated Generation 2 Helicopters
			B	10.08.10	-Addition of Note regarding lighting for Electronic ADI
			E	23.01.11	-Changed dimming bus series modules; updated pinouts. Moved passenger warning light to 98-40S; non-dimmable.
			F	23.03.16	-Updated effectivity
98-35	98-35S	25	A	08.11.24	-New issue for updated Generation 2 Helicopters
			B	10.08.10	-Addition of Note regarding lighting for Electronic ADI
			E	23.01.11	-Changed dimming bus series modules; updated pinouts. Added wiring to standby compass.
98-36	98-36S	26	A	08.11.24	-New issue for updated Generation 2 Helicopters
			B	10.08.10	-Correction to lighting pinouts for MGT/EGT and Fuel Px Indicators
			E	23.01.11	-Changed dimming bus series modules; updated pinouts.

DESIGN	LW	<b>EAGLE COPTERS MAINTENANCE LTD</b> CALGARY, ALBERTA, CANADA	
CHECKED	NF	DRAWING NO.	REV. F
MFG. APPR.	N/A	<b>D212-725-2-G2</b>	SHEET III OF VI
RELEASED	MP	TITLE	SCALE
DE APPR.	N/A	<b>WIRING DIAGRAMS</b>	NTS
DATE		<b>COPYRIGHT © 2023 BY EAGLE COPTERS MAINTENANCE LTD</b> <small>THIS DOCUMENT IS PRIVATE AND CONFIDENTIAL AND IS SUPPLIED ON THE EXPRESS CONDITION THAT IT IS NOT TO BE USED FOR ANY PURPOSE OR COPIED OR COMMUNICATED TO ANY OTHER PERSON WITHOUT WRITTEN PERMISSION FROM EAGLE COPTERS MAINTENANCE LTD.</small>	
23.03.16			

WIRING DIAGRAM NUMBER BHT-212-MM	WIRING DIAGRAM NUMBER D212-725-2-G2	SHEET #	REV	DATE	NOTES
98-37	98-37S	27	A	08.11.24	-New issue for updated Generation 2 Helicopters
			B	10.08.10	-Change to Master Caution Fail Relay pin out designators
			E	23.01.11	-Changed dimming bus series modules; updated pinouts.
98-38 Sheet 1	98-38S Sheet 1	28	A	08.11.24	-New issue for updated Generation 2 Helicopters
			B	10.08.10	-Wire gauge change for Fuel Differential Pressure Switch
			F	23.03.16	-Updated effectivity
98-38 Sheet 2	98-38S Sheet 2	29	A	08.11.24	-New issue for updated Generation 2 Helicopters
			F	23.03.16	-Updated effectivity
98-38 Sheet 3	98-38S Sheet 3	30	A	08.11.24	-New issue for updated Generation 2 Helicopters
			E	23.01.11	-Routed wiring through overhead disconnects.
98-38 Sheet 4	98-38S Sheet 4	31	A	08.11.24	-New issue for updated Generation 2 Helicopters
			C	17.10.25	-Revised to include diode near J9005 and Note 17.
			E	23.01.11	-Moved diode location to TB80.
98-38 Sheet 5	98-38S Sheet 5	32	A	08.11.24	-New issue for updated Generation 2 Helicopters
			C	17.10.25	-Revised to include Rotor Brake Pins U and V on P43, alternate circuit breaker wiring for new MCP, and Notes 16 and 17
			D	20.03.20	-Added MCP part number.
			E	23.01.11	-Changed dimming bus series modules; updated pinouts. Corrected the splicing representation.
98-39	98-39S	33	A	08.11.24	-New issue for updated Generation 2 Helicopters
			F	23.03.16	-Updated effectivity
98-40	98-40S	34	A	08.11.24	-New issue for updated Generation 2 Helicopters
			E	23.01.11	-Moved passenger warning lamp from 98-34S to non-dimmable breaker.
98-41	98-41S	35	A	08.11.24	-New issue for updated Generation 2 Helicopters
			F	23.03.16	-Updated effectivity

DESIGN	LW	<b>EAGLE COPTERS MAINTENANCE LTD</b> CALGARY, ALBERTA, CANADA	
CHECKED	NF	DRAWING NO.	REV. F
MFG. APPR.	N/A	<b>D212-725-2-G2</b>	SHEET IV OF VI
RELEASED	MP	TITLE	SCALE
DE APPR.	N/A	<b>WIRING DIAGRAMS</b>	NTS
DATE <b>23.03.16</b>		<b>COPYRIGHT © 2023 BY EAGLE COPTERS MAINTENANCE LTD</b> <small>THIS DOCUMENT IS PRIVATE AND CONFIDENTIAL AND IS SUPPLIED ON THE EXPRESS CONDITION THAT IT IS NOT TO BE USED FOR ANY PURPOSE OR COPIED OR COMMUNICATED TO ANY OTHER PERSON WITHOUT WRITTEN PERMISSION FROM EAGLE COPTERS MAINTENANCE LTD.</small>	

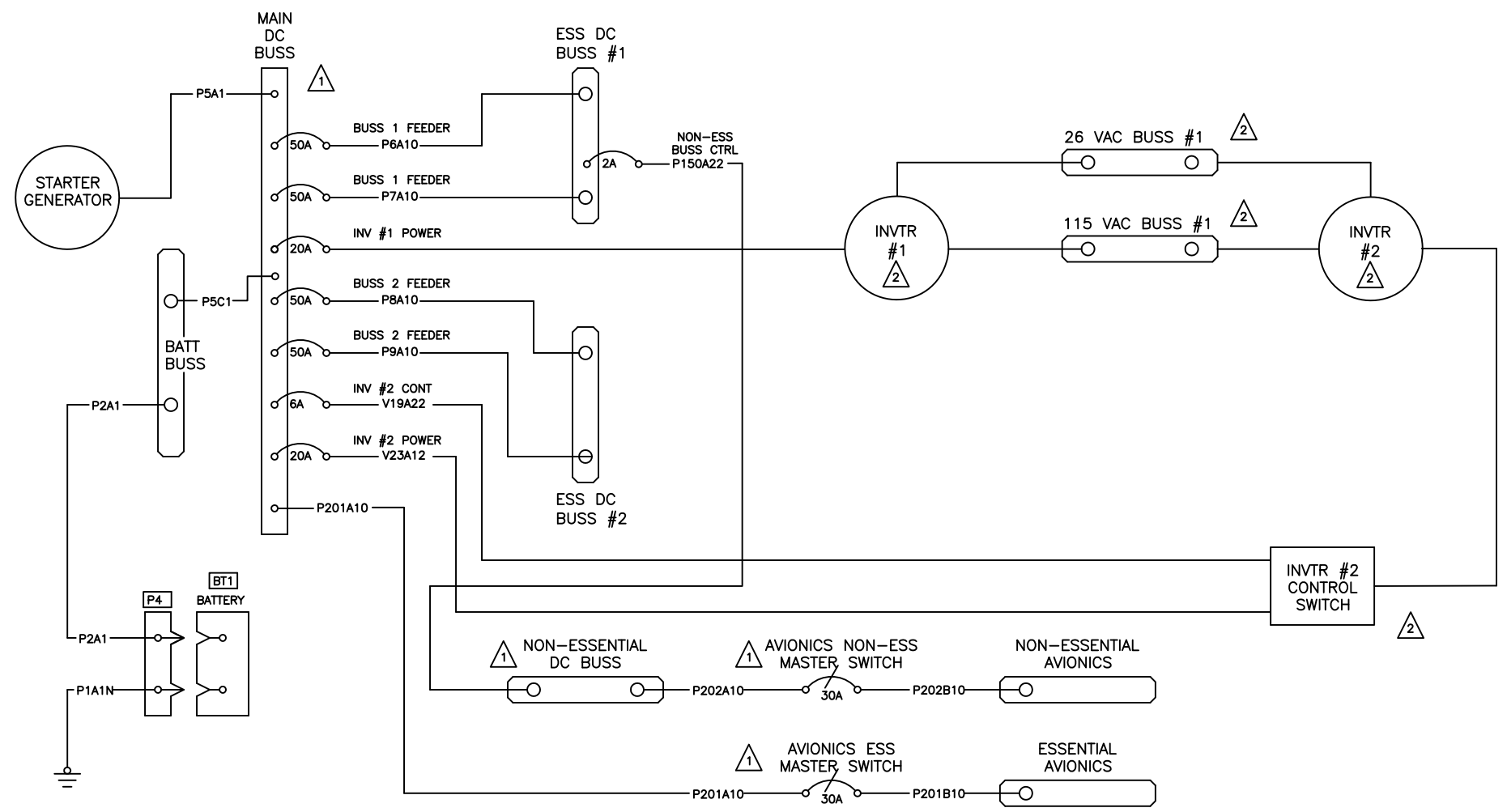
WIRING DIAGRAM NUMBER BHT-212-MM	WIRING DIAGRAM NUMBER D212-725-2-G2	SHEET #	REV	DATE	NOTES
98-42	98-42S	36	A	08.11.24	-New issue for updated Generation 2 Helicopters
			F	23.03.16	-Updated effectivity
98-43	98-43S	37	A	08.11.24	-New issue for updated Generation 2 Helicopters
			F	23.03.16	-Updated effectivity
98-44	98-44S	38	A	08.11.24	-New issue for updated Generation 2 Helicopters
			F	23.03.16	-Updated effectivity
98-45	98-45S	39	A	08.11.24	-New issue for updated Generation 2 Helicopters
			E	23.01.11	-Corrected the splicing representation.
98-46	98-46S	40	A	08.11.24	-New issue for updated Generation 2 Helicopters
			F	23.03.16	-Updated effectivity
98-47	98-47S	41	A	08.11.24	-Wiring routed thru CB panel disconnects.
			F	23.03.16	-Updated effectivity
98-48	98-48S	42	A	08.11.24	-New issue for updated Generation 2 Helicopters
			F	23.03.16	-Updated effectivity
98-49	98-49S	43	A	08.11.24	-New issue for updated Generation 2 Helicopters
			F	23.03.16	-Updated effectivity
98-54	98-54S	44	A	08.11.24	-New issue for updated Generation 2 Helicopters
			F	23.03.16	-Updated effectivity
98-55	98-55S	45	A	08.11.24	-New issue for updated Generation 2 Helicopters
			E	23.01.11	-Changed dimming bus series modules; updated pinouts.
98-56	98-56S	46	A	08.11.24	-New issue for updated Generation 2 Helicopters
			F	23.03.16	-Updated effectivity
98-57	98-57S	47	A	08.11.24	-New issue for updated Generation 2 Helicopters
			F	23.03.16	-Updated effectivity
98-58	N/A	N/A	N/A	N/A	-Wiring diagram deleted.
98-59	98-59S	48	A	08.11.24	-New issue for updated Generation 2 Helicopters
			E	23.01.11	-Changed dimming bus series modules; updated pinouts.

DESIGN	LW	<b>EAGLE COPTERS MAINTENANCE LTD</b> CALGARY, ALBERTA, CANADA	
CHECKED	NF	DRAWING NO.	REV. F
MFG. APPR.	N/A	<b>D212-725-2-G2</b>	SHEET V OF VI
RELEASED	MP	TITLE	SCALE
DE APPR.	N/A	<b>WIRING DIAGRAMS</b>	NTS
DATE		<b>COPYRIGHT © 2023 BY EAGLE COPTERS MAINTENANCE LTD</b> <small>THIS DOCUMENT IS PRIVATE AND CONFIDENTIAL AND IS SUPPLIED ON THE EXPRESS CONDITION THAT IT IS NOT TO BE USED FOR ANY PURPOSE OR COPIED OR COMMUNICATED TO ANY OTHER PERSON WITHOUT WRITTEN PERMISSION FROM EAGLE COPTERS MAINTENANCE LTD.</small>	
23.03.16			

WIRING DIAGRAM NUMBER BHT-212-MM	WIRING DIAGRAM NUMBER D212-725-2-G2	SHEET #	REV	DATE	NOTES
98-60	98-60S	49	A	08.11.24	-New issue for updated Generation 2 Helicopters
			C	17.10.25	-Revised to include note on Effectivity of Serial Numbers.
			F	23.03.16	-Updated effectivity
98-61	98-61S	50	A	08.11.24	-New issue for updated Generation 2 Helicopters
			E	23.01.11	-Routed wiring through overhead disconnects.
98-62	98-62S	51	A	08.11.24	-New issue for updated Generation 2 Helicopters
			F	23.03.16	-Updated effectivity
98-63	98-63S	52	A	08.11.24	-New issue for updated Generation 2 Helicopters
			F	23.03.16	-Updated effectivity
98-64	98-64S	53	A	08.11.24	-New issue for updated Generation 2 Helicopters
			F	23.03.16	-Updated effectivity
98-65	98-65S	54	A	08.11.24	-New issue for updated Generation 2 Helicopters
			C	17.10.25	-Revised to include View A and added Notes 3 and 4.
			D	20.03.20	-Added MCP part number.
			E	23.01.11	-Removed view A. Split wire P/J59.
98-66	98-66S	55	A	08.11.24	-New issue for updated Generation 2 Helicopters
			F	23.03.16	-Updated effectivity
98-67	98-67S	56	A	08.11.24	-New issue for updated Generation 2 Helicopters
			E	23.01.11	-Changed dimming bus series modules; updated pinouts.
98-68	98-68S	57	A	08.11.24	-New issue for updated Generation 2 Helicopters
			E	23.10.11	-Terminal modules changed series from M81714/2 to /60. Updated layout and pinouts; included Figure references.
			F	23.03.16	-Typo correction


DESIGN	LW	<b>EAGLE COPTERS MAINTENANCE LTD</b> CALGARY, ALBERTA, CANADA	
CHECKED	NF	DRAWING NO.	REV. F
MFG. APPR.	N/A	<b>D212-725-2-G2</b>	SHEET VI OF VI
RELEASED	MP	TITLE	SCALE
DE APPR.	N/A	<b>WIRING DIAGRAMS</b>	NTS
DATE		<b>COPYRIGHT © 2023 BY EAGLE COPTERS MAINTENANCE LTD</b> <small>THIS DOCUMENT IS PRIVATE AND CONFIDENTIAL AND IS SUPPLIED ON THE EXPRESS CONDITION THAT IT IS NOT TO BE USED FOR ANY PURPOSE OR COPIED OR COMMUNICATED TO ANY OTHER PERSON WITHOUT WRITTEN PERMISSION FROM EAGLE COPTERS MAINTENANCE LTD.</small>	
23.03.16			





NOTES:  
 △1 REFER TO DC POWER  
 △2 REFER TO AC POWER

Figure 98-11S DC and AC Power Feeder Schematic (Simplified)  
 (EFFECTIVE ON ALL S/N, EXCEPT 30687, 30817 & 30599)

DESIGN	N/A	 <b>EAGLE COPTERS MAINTENANCE LTD.</b> <small>CALGARY, ALBERTA, CANADA</small>	
LW	RELEASED	DRAWING NO.	REV. F
CHECKED	MP	D212-725-2-G2	SHEET 2 OF 57
DATE		TITLE	SCALE
23.03.16		FIGURE 98-11S	NTS



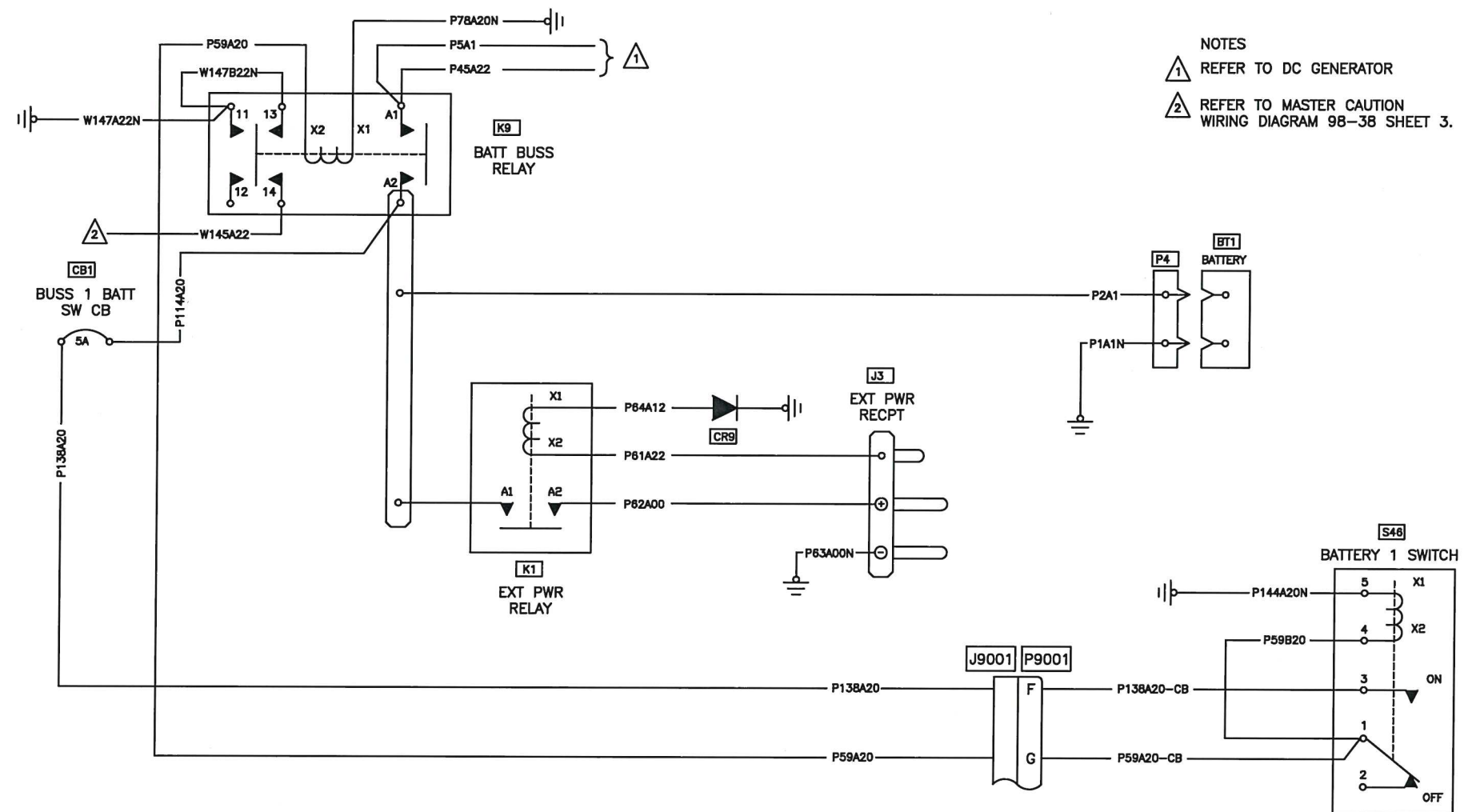
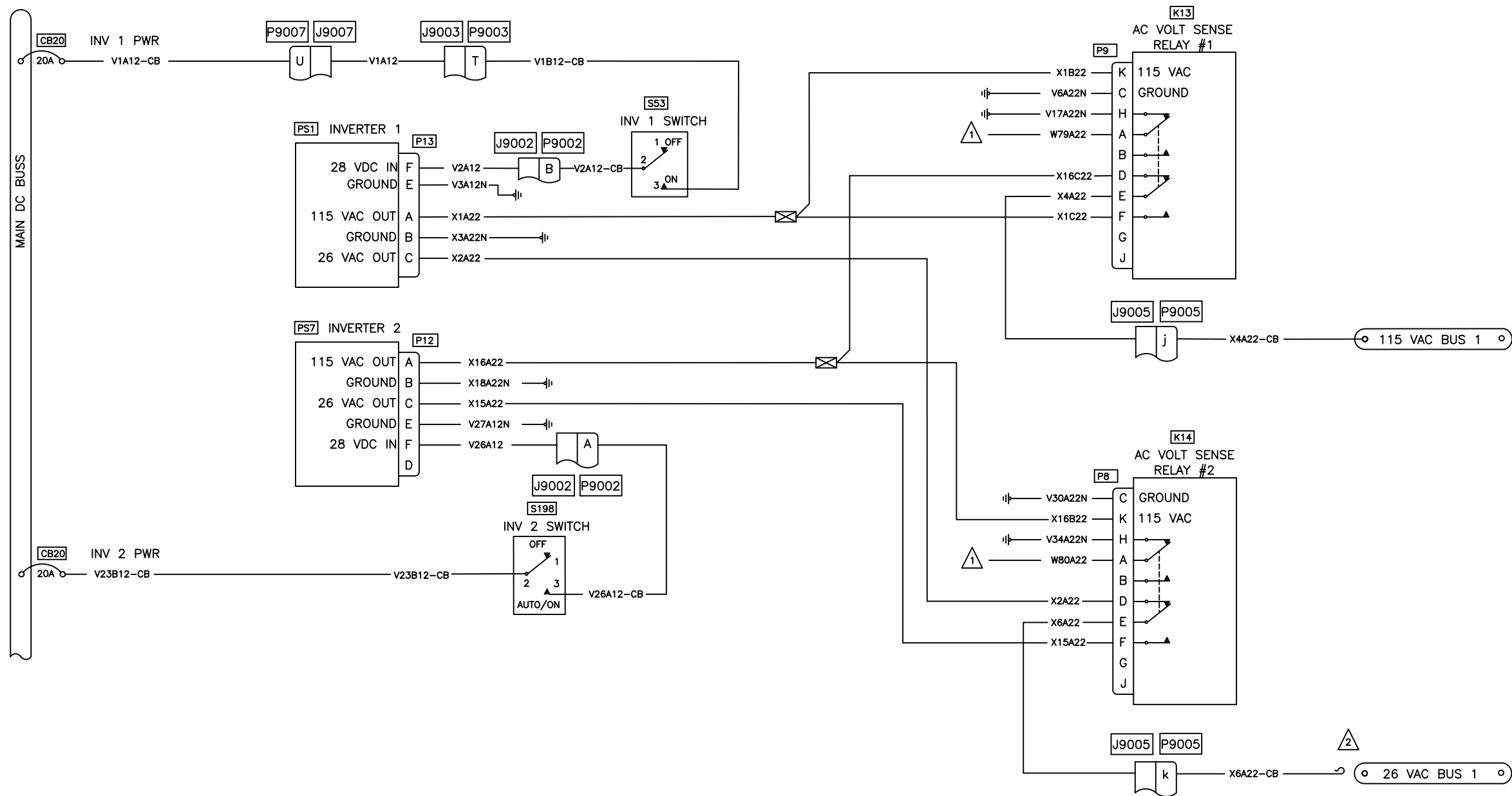


Figure 98-12S. BATTERY AND EXTERNAL POWER

RELEASED  
ECN 20-105  
2020.04.20

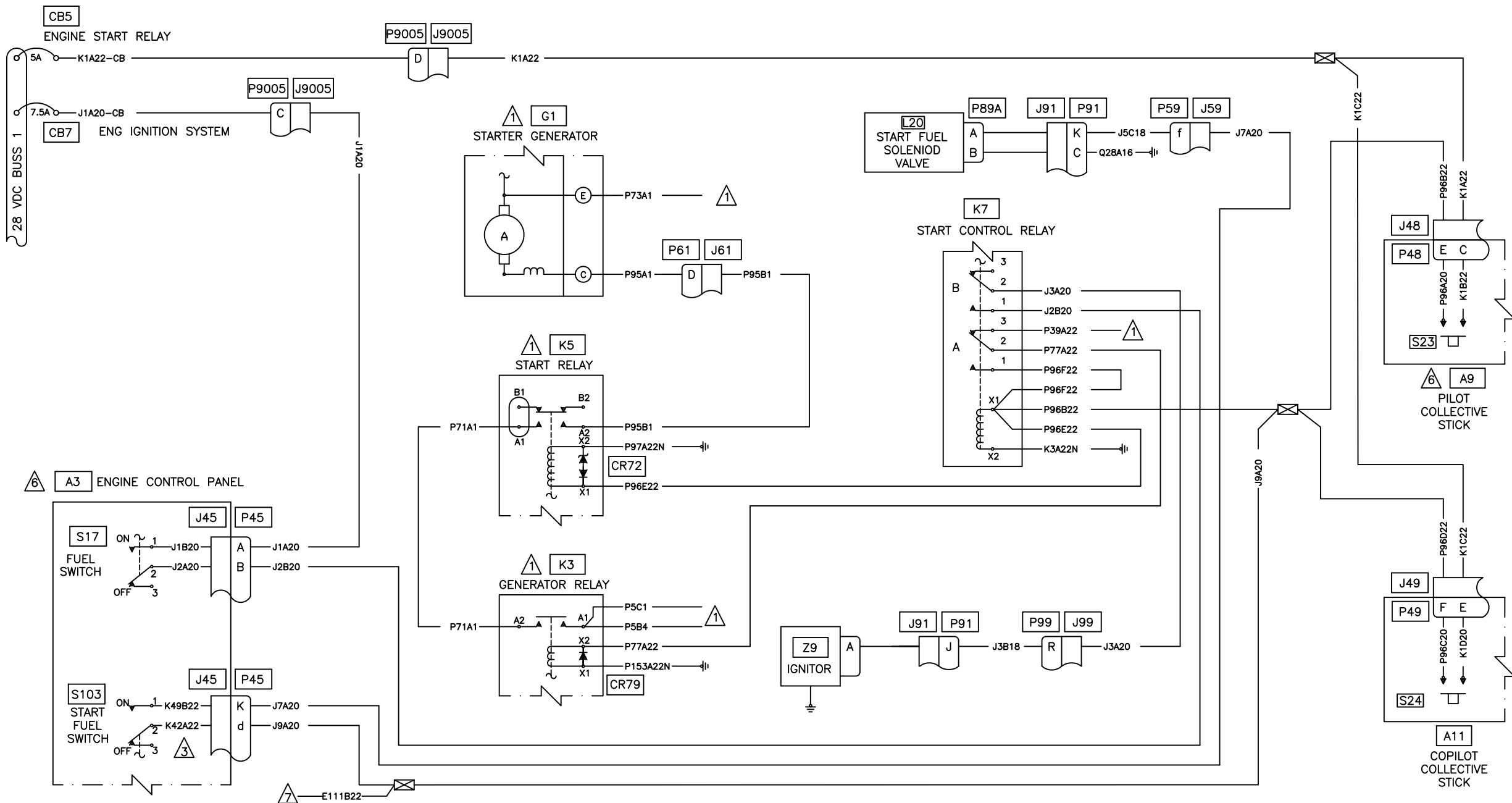
DESIGN	DRAWN BY	<b>DART</b>	DART AEROSPACE LTD HAWKESBURY, ONTARIO, CANADA
RD	RD		
CHECKED	APPROVED	DRAWING NO.	REV. A
RD	<i>KB</i>	D212-725-2-G2	SHEET 3 OF 57
DATE		TITLE	SCALE
08.11.24		FIGURE 98-12S	NTS



- NOTES:
- 1 REFER TO MASTER CAUTION LIGHTS
  - 2 CAP & STOW WHEN DIAMOND J TORQUE GAGE USED. REFER TO TORQUE INDICATOR SYSTEM 98-24S.

Figure 98-13S. AC POWER  
(EFFECTIVE ON ALL S/N, EXCEPT 30687, 30817 & 30599)

DESIGN	N/A	EAGLE COPTERS MAINTENANCE LTD. CALGARY, ALBERTA, CANADA	
LW	RELEASED	DRAWING NO.	REV. E
CHECKED	MP	D212-725-2-G2	SHEET 4 OF 57
DATE		TITLE	SCALE
23.01.11		FIGURE 98-13S	NTS



NOTES:

- 1 REFER TO DC GENERATOR
- 2 REFER TO FUEL SYSTEM
- 3 SWITCH INSTALLED PER START FUEL S.T.C. SH4T15NM
- 4 REFER TO MASTER CAUTION AND RPM CAUTION LIGHTS
- 5 RESERVED
- 6 REFER TO COMPONENT REPLACEMENT
- 7 REFER TO MGT INDICATOR WIRING DIAGRAM 98-23S. INSTALLED ONLY IF ANALOG/DIGITAL GAUGE INSTALLED.

Figure 98-14S. ENGINE START  
(EFFECTIVE ON ALL S/N, EXCEPT 30687, 30817 & 30599)

DESIGN	N/A	EAGLE COPTERS MAINTENANCE LTD. CALGARY, ALBERTA, CANADA	
LW	RELEASED	DRAWING NO.	REV. E
CHECKED	MP	D212-725-2-G2	SHEET 5 OF 57
DATE		TITLE	SCALE
23.01.11		FIGURE 98-14S	NTS

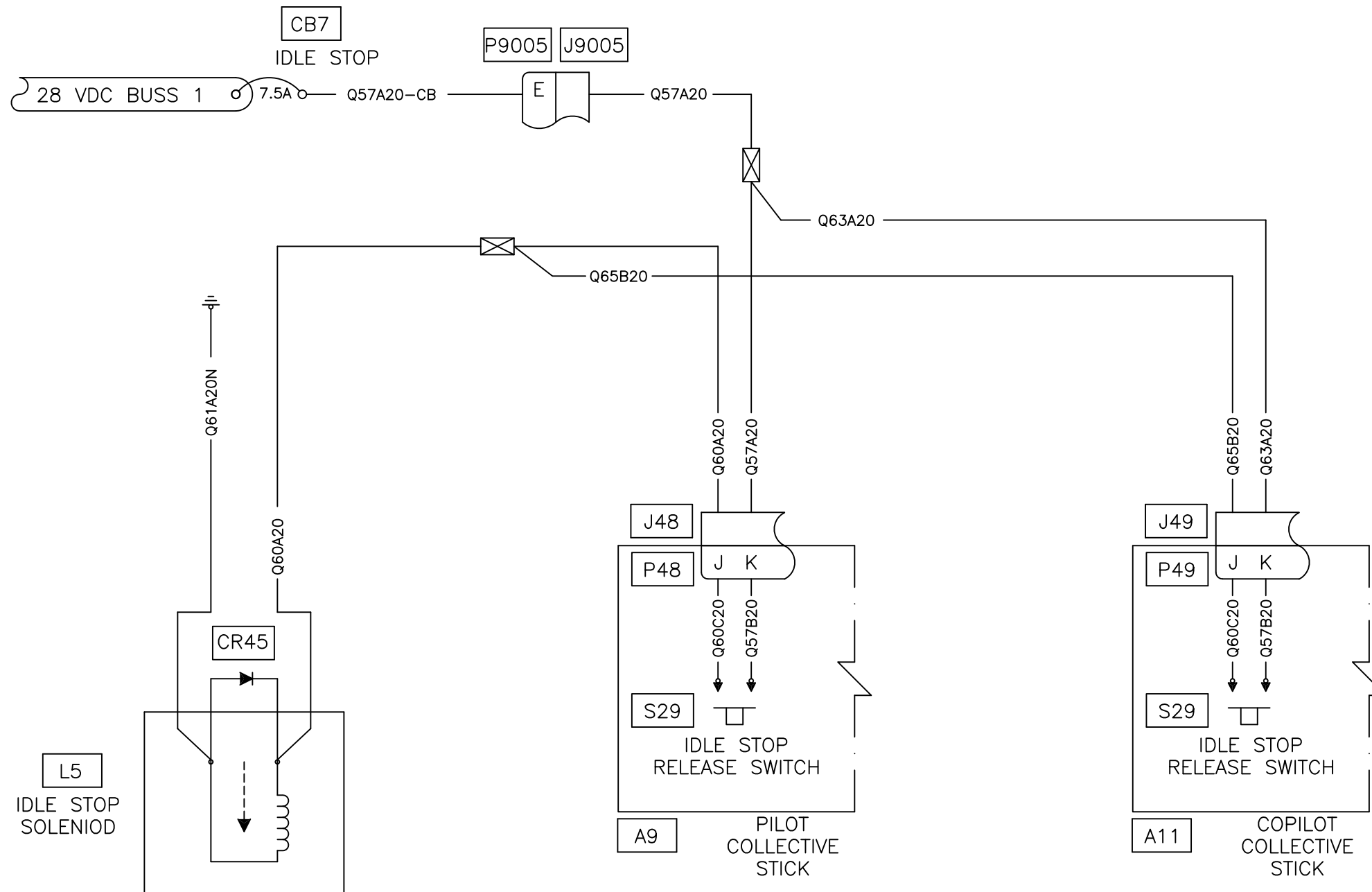



Figure 98-15S. IDLE STOP  
(EFFECTIVE ON ALL S/N, EXCEPT 30687, 30817 & 30599)

DESIGN	N/A	 <b>EAGLE COPTERS MAINTENANCE LTD.</b> <small>CALGARY, ALBERTA, CANADA</small>	REV. F
LW	RELEASED		
CHECKED	MP	DRAWING NO. D212-725-2-G2	SHEET 6 OF 57
DATE		TITLE	SCALE
23.03.16		FIGURE 98-15S	NTS

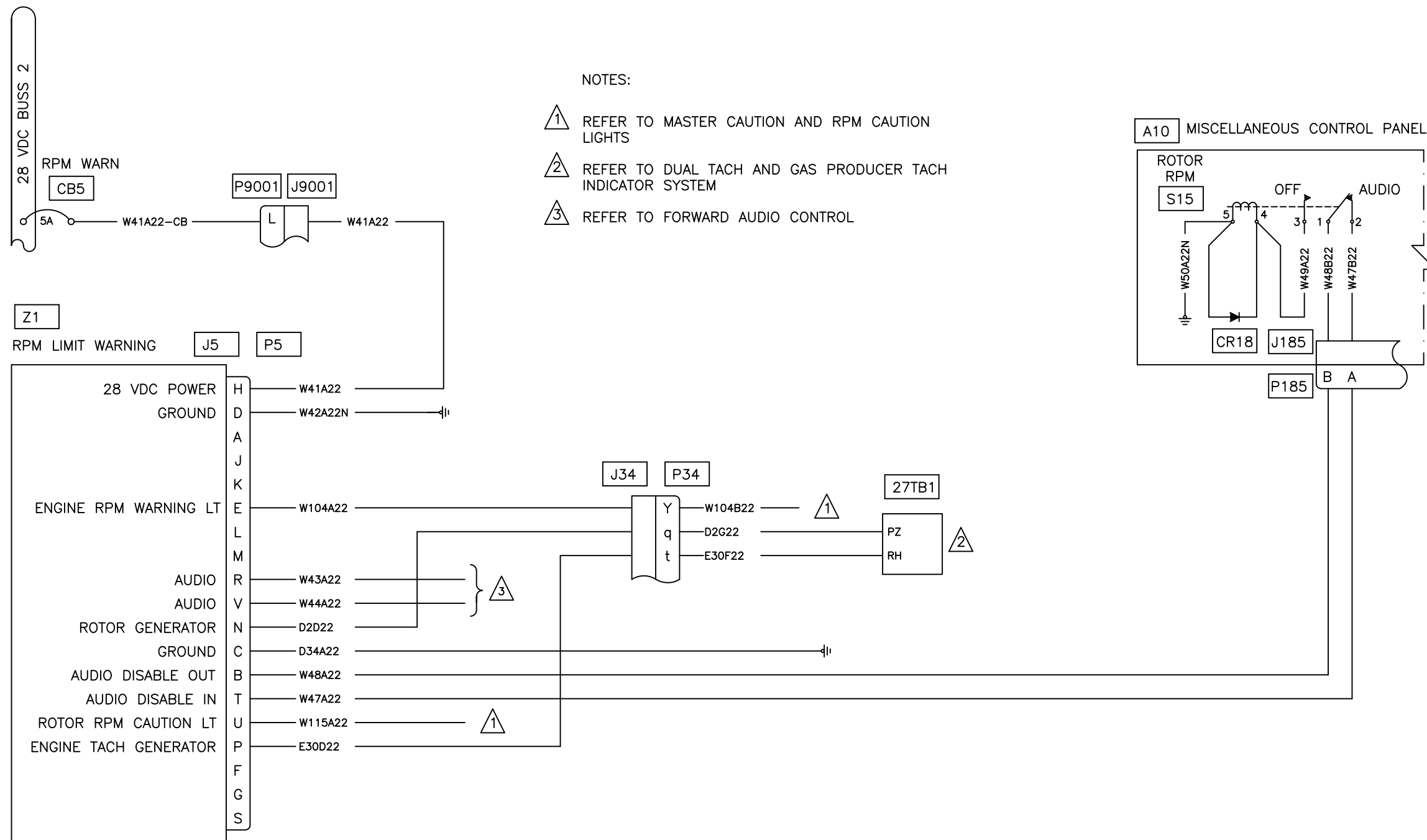


Figure 98-17S. RPM LIMIT DETECTOR  
(EFFECTIVE ON ALL S/N, EXCEPT 30687, 30817 & 30599)

DESIGN	N/A	EAGLE COPTERS MAINTENANCE LTD. CALGARY, ALBERTA, CANADA	
LW	RELEASED	DRAWING NO.	REV. E
CHECKED	MP	D212-725-2-G2	SHEET 7 OF 57
NF		TITLE	SCALE
DATE		FIGURE 98-17S	NTS

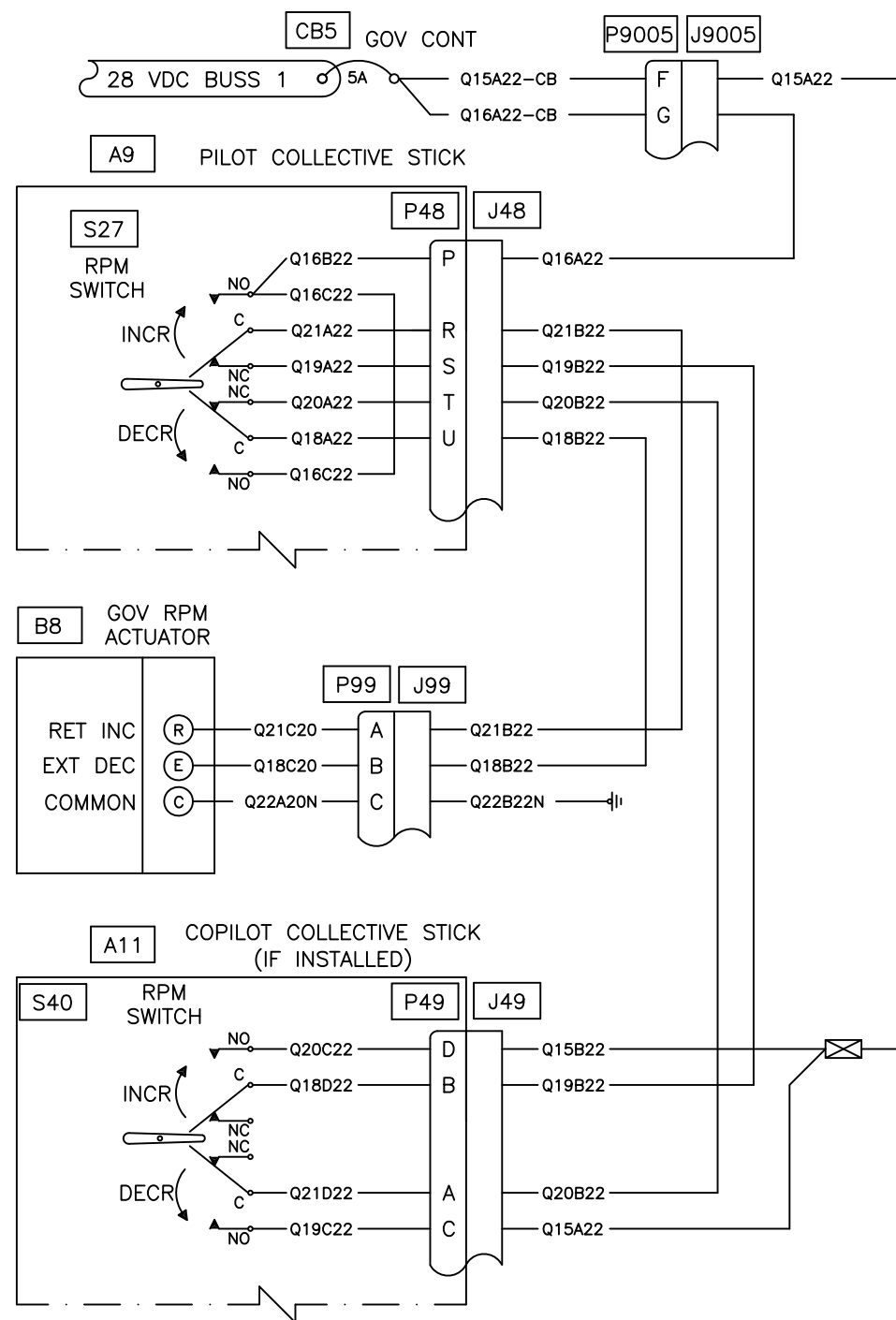

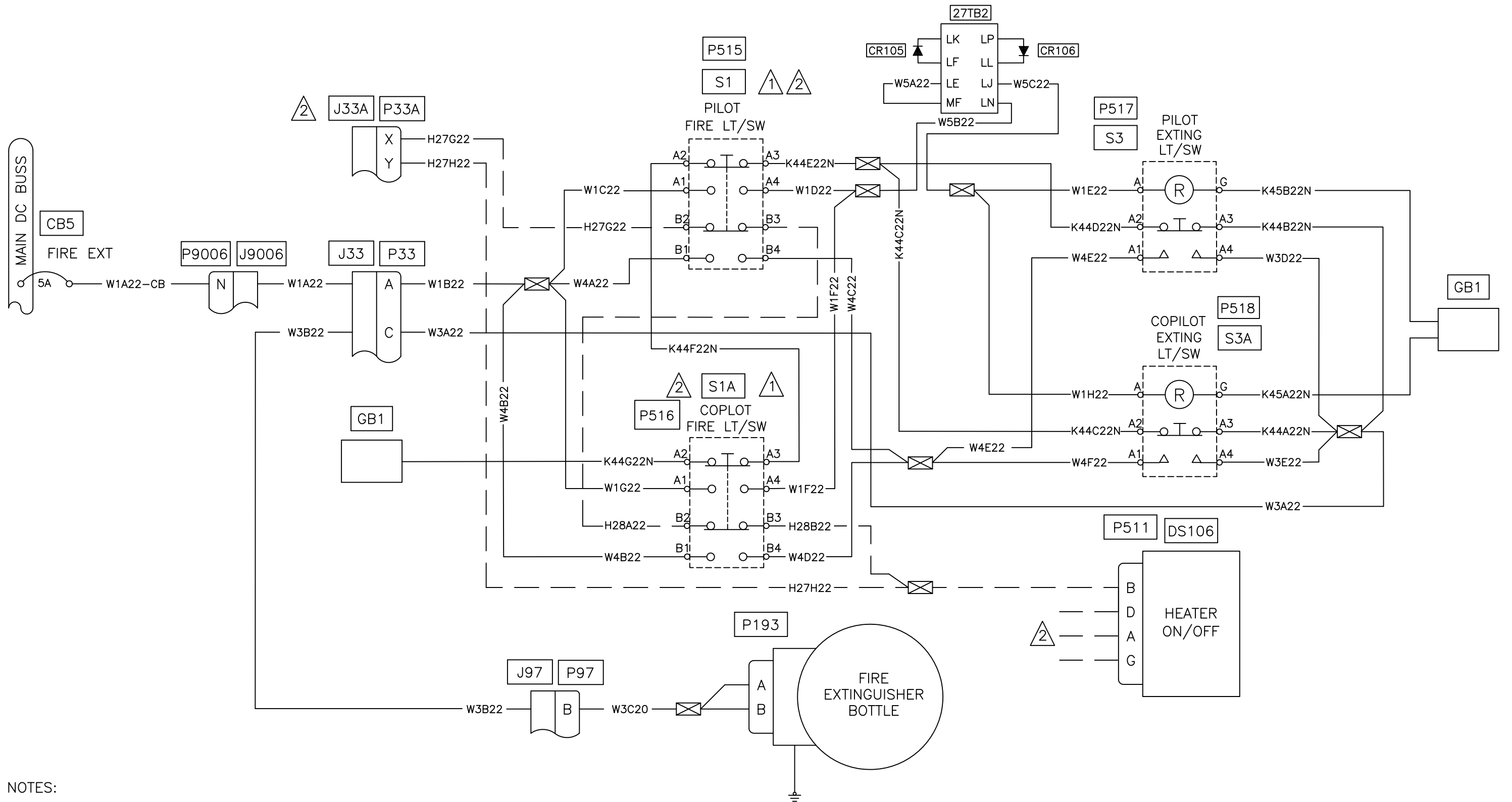


Figure 98-18S. GOVERNOR RPM  
(EFFECTIVE ON ALL S/N, EXCEPT 30687, 30817 & 30599)

DESIGN	N/A	 <b>EAGLE COPTERS MAINTENANCE LTD.</b> <small>CALGARY, ALBERTA, CANADA</small>	REV. E
LW			
CHECKED	RELEASED	DRAWING NO.	SHEET 8 OF 57
NF	MP	D212-725-2-G2	
DATE		TITLE	SCALE
23.01.11		FIGURE 98-18S	NTS

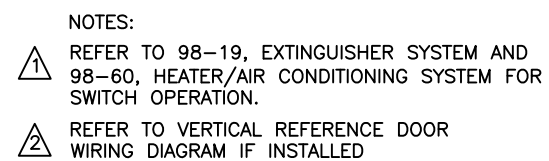



NOTES:

- 1 REFER TO FIRE DETECTION SYSTEM, 98-20, FOR LIGHT HOOKUP.
- 2 REFER TO HEATING/AIR CONDITIONING SYSTEM, 98-60 FOR ADDITIONAL SWITCH POSITION HOOKUP.

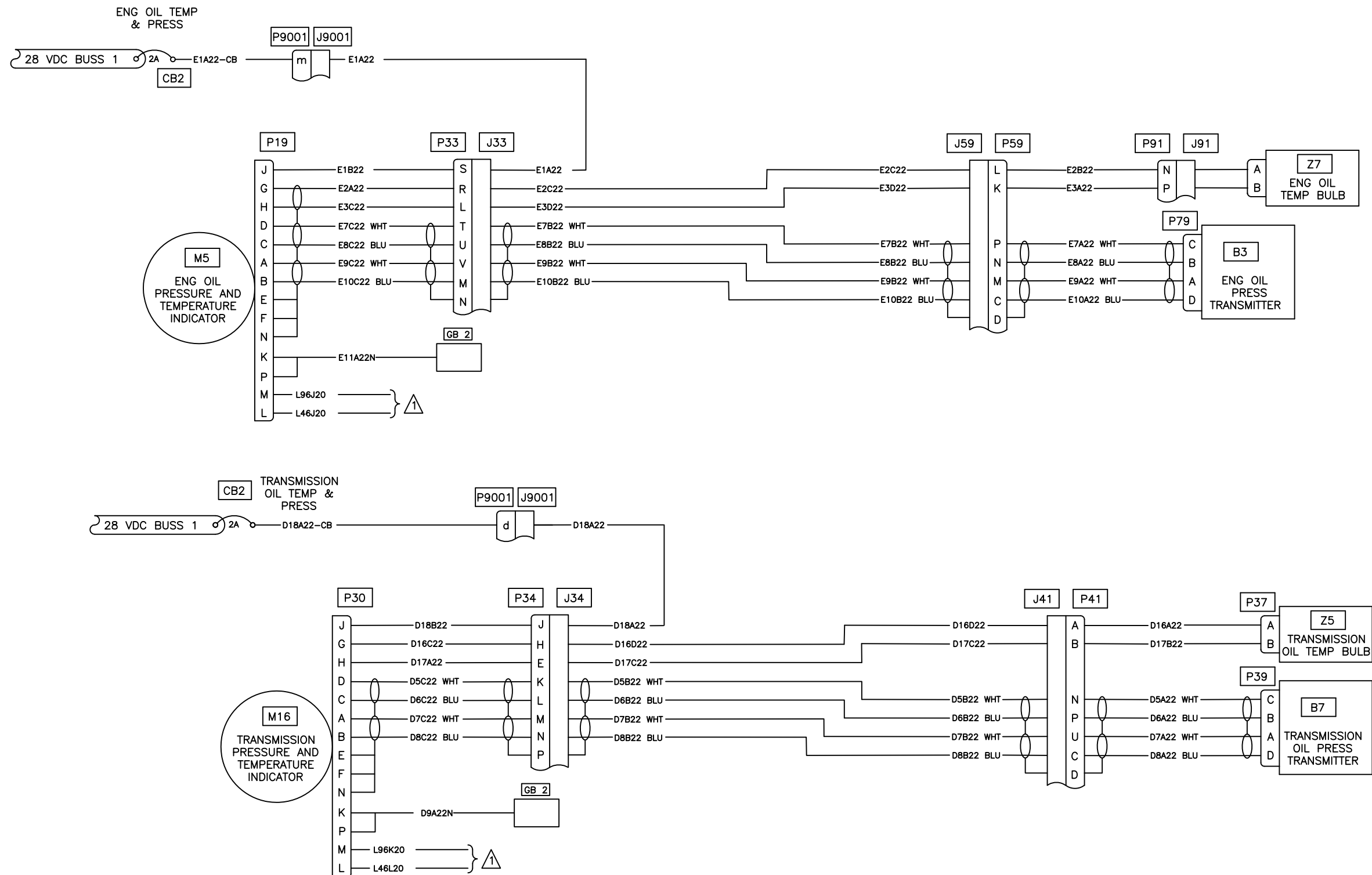
Figure 98-19S. FIRE EXTINGUISHER SYSTEM  
(EFFECTIVE ON ALL S/N, EXCEPT 30687, 30817 & 30599)

DESIGN	N/A	EAGLE COPTERS MAINTENANCE LTD. CALGARY, ALBERTA, CANADA	
LW	RELEASED	DRAWING NO.	REV. E
CHECKED	MP	D212-725-2-G2	SHEET 9 OF 57
DATE		TITLE	SCALE
23.01.11		FIGURE 98-19S	NTS



DESIGN	N/A	 <b>EAGLE COPTERS</b> <b>MAINTENANCE LTD.</b> <small>CALGARY, ALBERTA, CANADA</small>	
LW		DRAWING NO.	REV. E
CHECKED	RELEASED	D212-725-2-G2	SHEET 10 OF 57
NF	MP		
DATE		TITLE	SCALE
23.01.11		FIGURE 98-20S	NTS





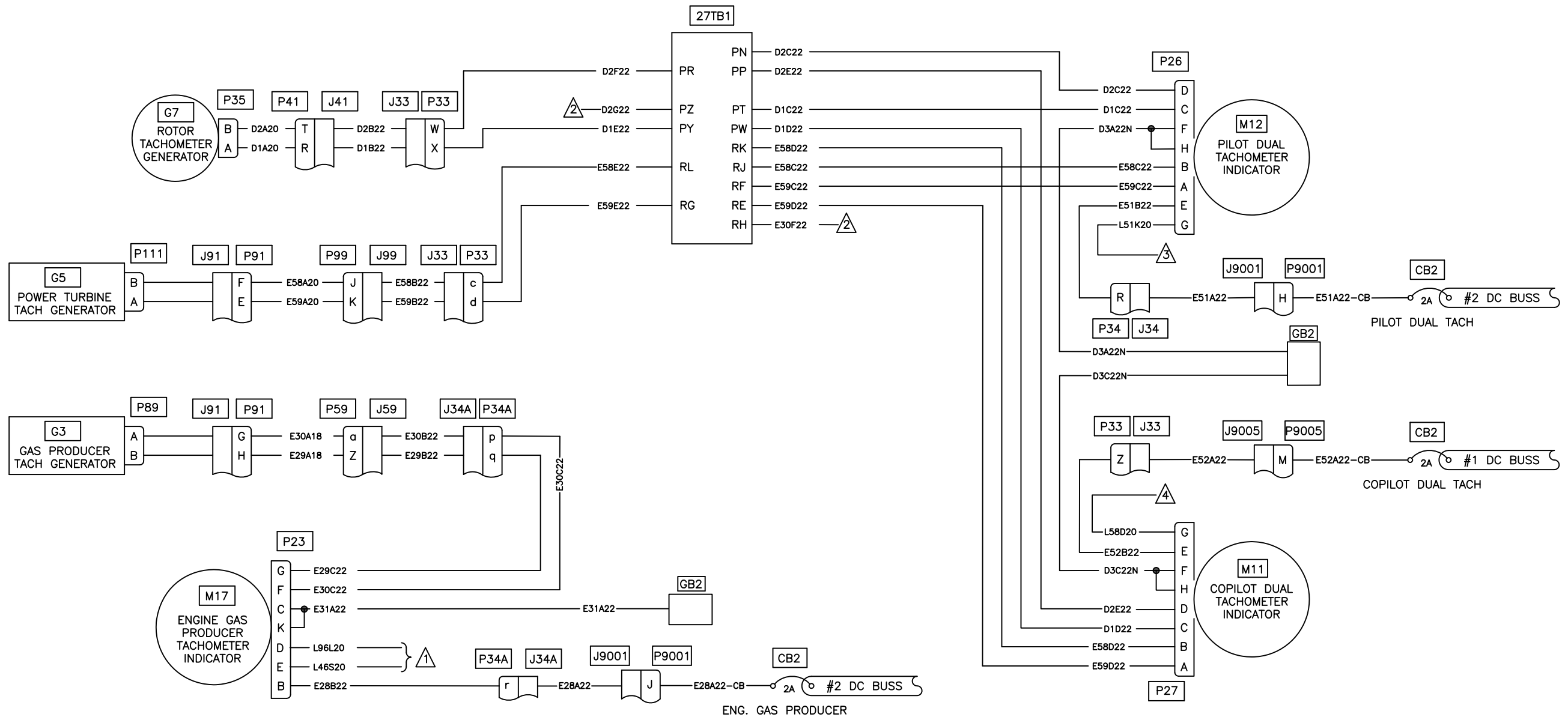
NOTES:

1 REFER TO ENGINE INSTRUMENT LIGHTS

2 REFER TO COMPONENT REPLACEMENT

Figure 98-21S ENGINE & TRANSMISSION PRESSURE AND TEMPERATURE INDICATORS  
(EFFECTIVE ON ALL S/N, EXCEPT 30687, 30817 & 30599)

DESIGN	N/A	EAGLE COPTERS MAINTENANCE LTD. CALGARY, ALBERTA, CANADA	
LW	RELEASED	DRAWING NO.	REV. F
NF	MP	D212-725-2-G2	SHEET 11 OF 57
DATE		TITLE	SCALE
23.03.16		FIGURE 98-21S	NTS

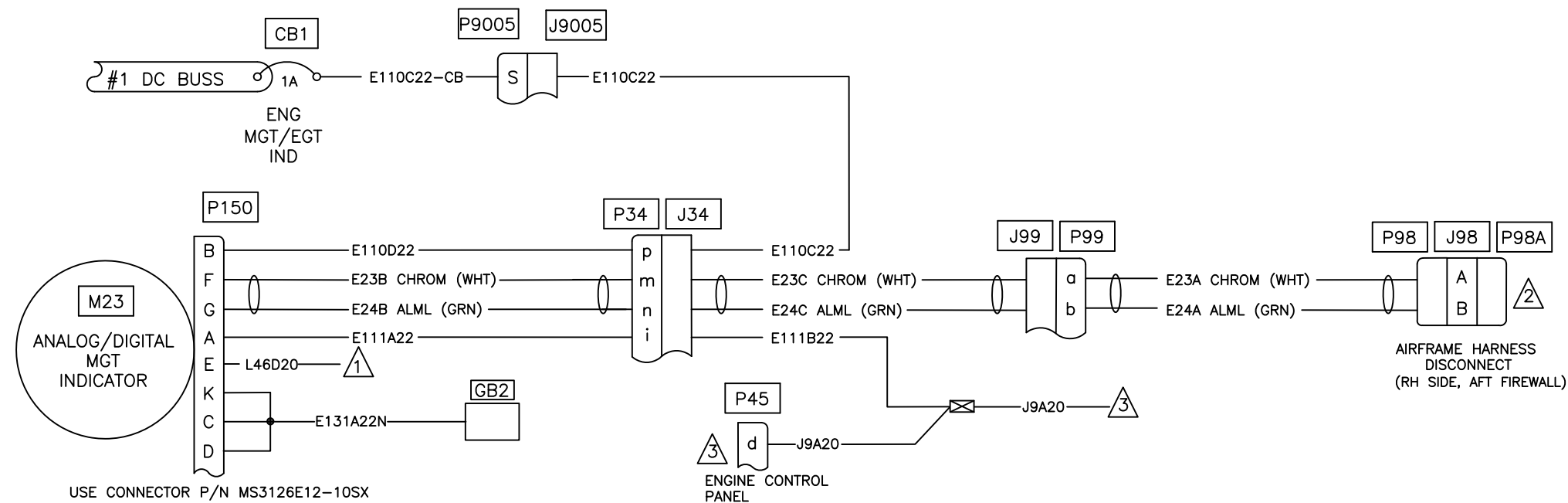


NOTES:

- 1 REFER TO ENGINE INSTRUMENT LIGHTS WIRING DIAGRAM 98-36S
- 2 REFER TO RPM LIMIT DETECTOR WIRING DIAGRAM 98-17S
- 3 REFER TO PILOTS INSTRUMENT LIGHTING WIRING DIAGRAM 98-34S
- 4 REFER TO COPILOTS INSTRUMENT LIGHTING WIRING DIAGRAM 98-35S

Figure 98-22S. DUAL TACHOMETER AND GAS PRODUCER TACHOMETER INDICATOR SYSTEM  
(EFFECTIVE ON ALL S/N, EXCEPT 30687, 30817 & 30599)


DESIGN	N/A	EAGLE COPTERS MAINTENANCE LTD. CALGARY, ALBERTA, CANADA	
LW	RELEASED	DRAWING NO.	REV. E
CHECKED	MP	D212-725-2-G2	SHEET 12 OF 57
DATE		TITLE	SCALE
23.01.11		FIGURE 98-22S	NTS

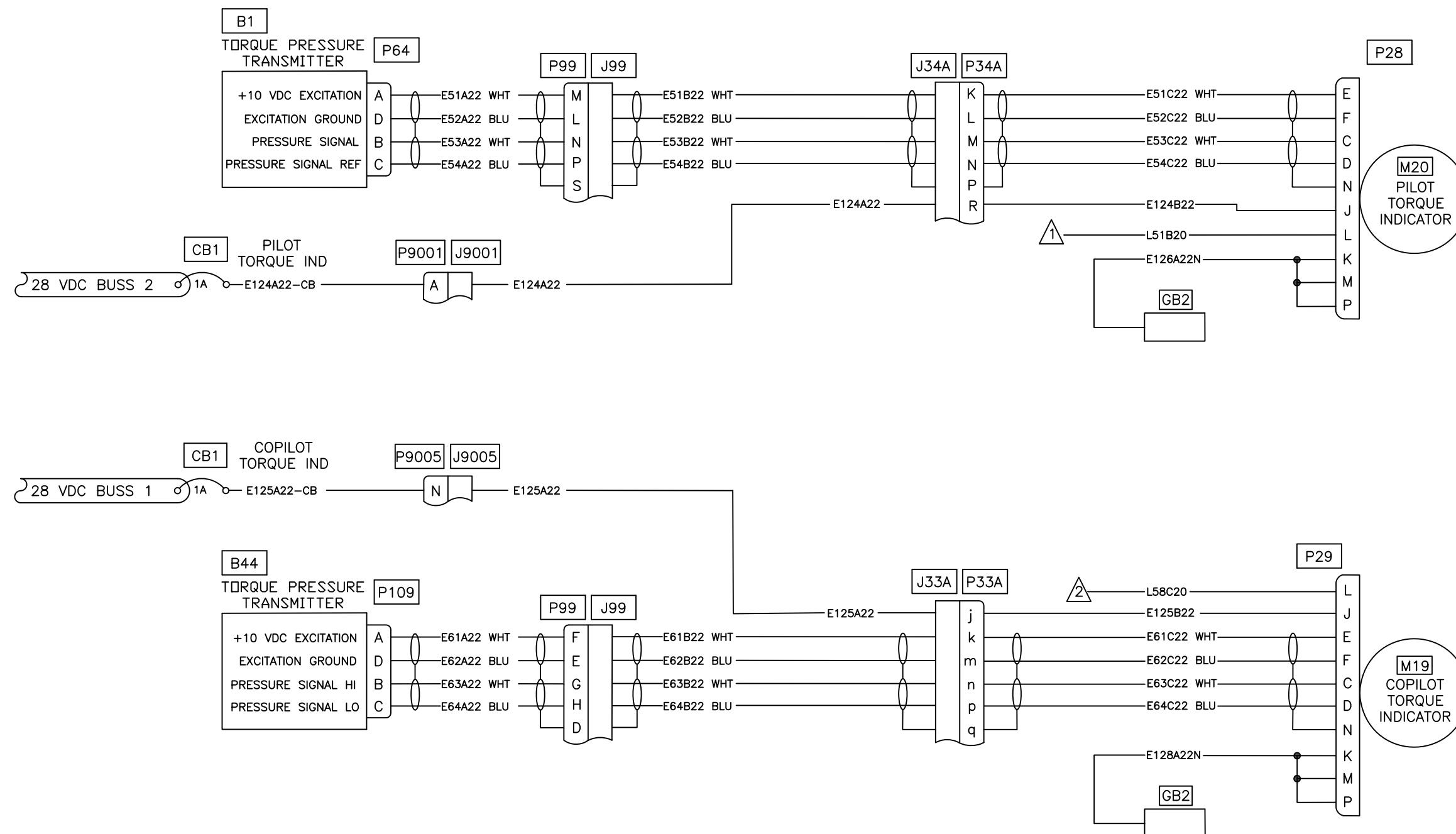


NOTES:

- 1 REFER TO ENGINE INSTRUMENT LIGHTS WIRING DIAGRAM 98-36S.
- 2 REFER TO ENGINE MANUFACTURER'S MAINTENANCE MANUAL
- 3 REFER TO ENGINE START WIRING DIAGRAM 98-14S.

Figure 98-23S. MGT/EGT INDICATION SYSTEM  
(EFFECTIVE ON ALL S/N, EXCEPT 30687, 30817 & 30599)

DESIGN	N/A	 <b>EAGLE COPTERS MAINTENANCE LTD.</b> <small>CALGARY, ALBERTA, CANADA</small>	
LW	RELEASED	DRAWING NO.	REV. E
CHECKED	MP	D212-725-2-G2	SHEET 13 OF 57
DATE		TITLE	SCALE
23.01.11		FIGURE 98-23S	NTS

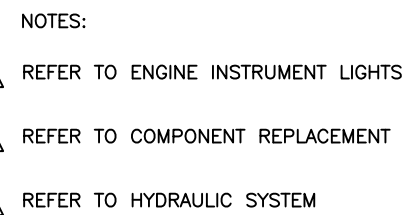



NOTES:

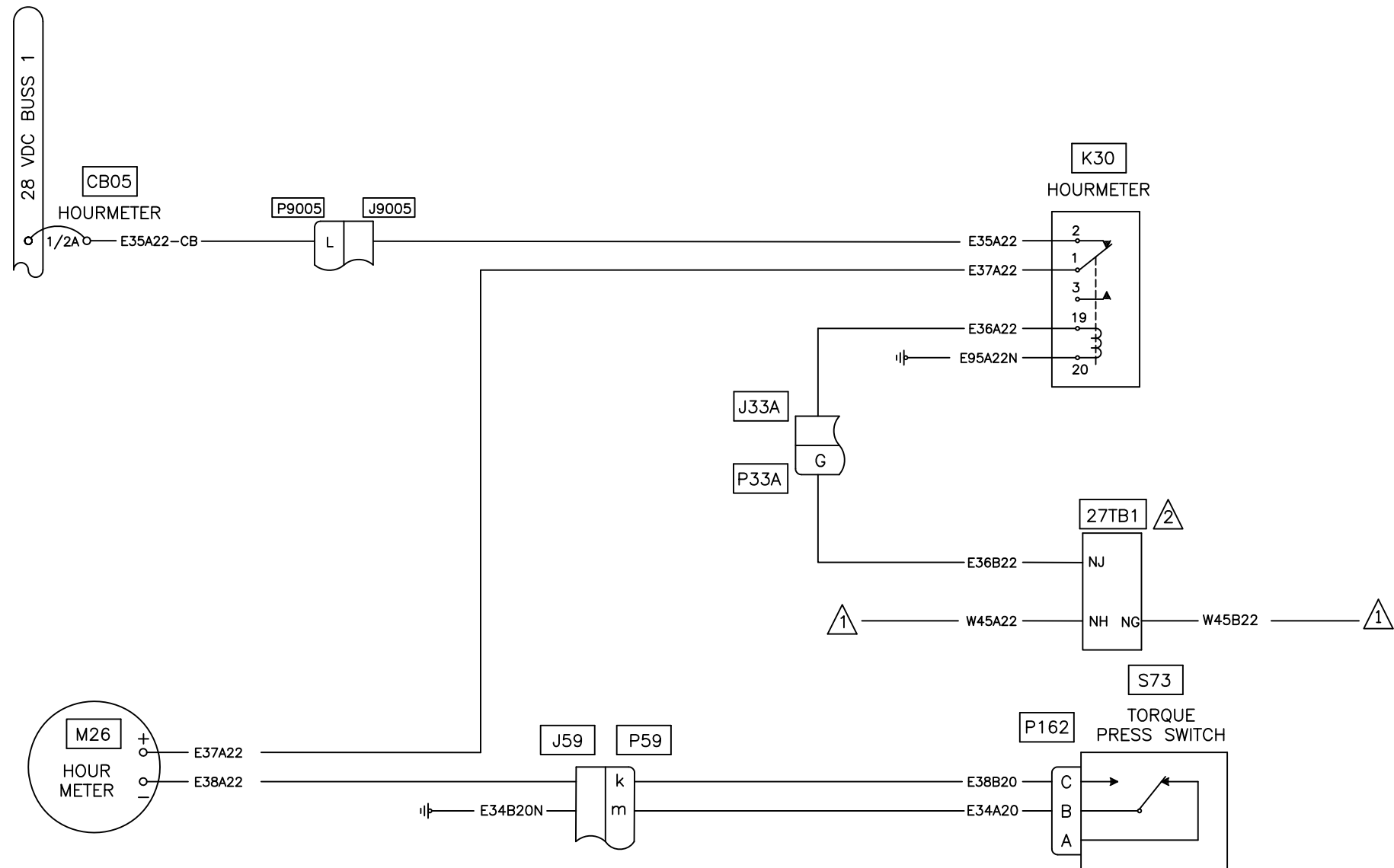
- 1 REFER TO PILOTS INSTRUMENT LIGHTING WIRING DIAGRAM 98-34S.
- 2 REFER TO COPILOTS INSTRUMENT LIGHTING WIRING DIAGRAM 98-35S.

Figure 98-24S TORQUE INDICATOR SYSTEM  
(EFFECTIVE ON ALL S/N, EXCEPT 30687, 30817 & 30599)

DESIGN	N/A	EAGLE COPTERS MAINTENANCE LTD. CALGARY, ALBERTA, CANADA	
LW	RELEASED	DRAWING NO.	REV. F
CHECKED	MP	D212-725-2-G2	SHEET 14 OF 57
DATE		TITLE	SCALE
23.03.16		FIGURE 98-24S	NTS




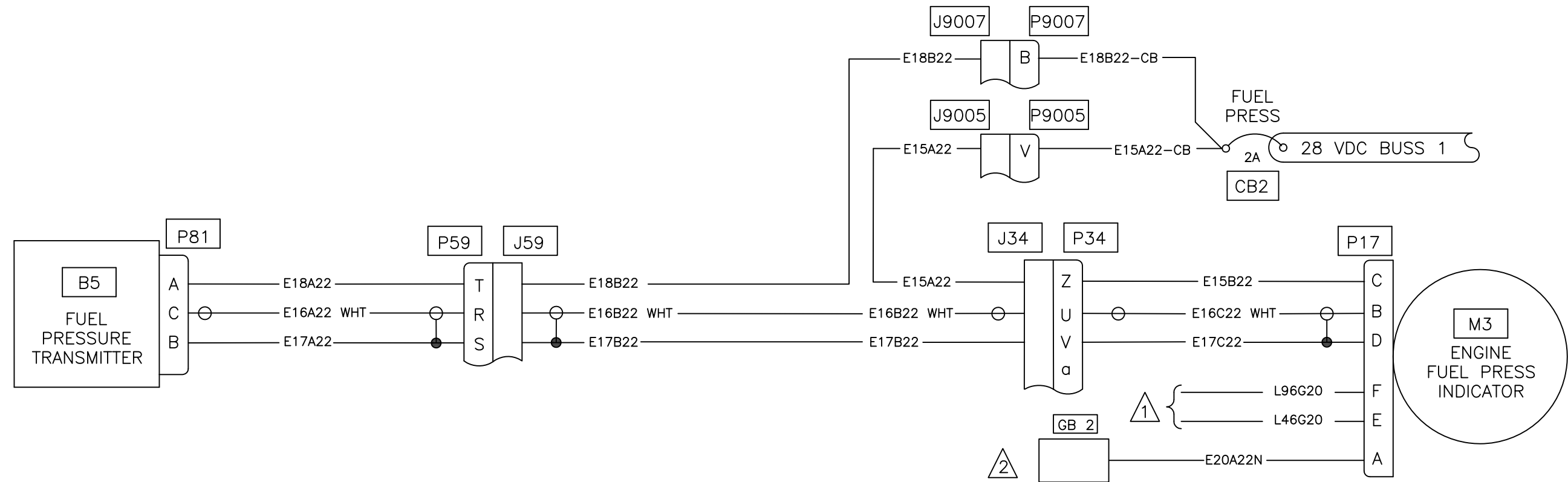
DESIGN	N/A	 <b>EAGLE COPTERS</b> <b>MAINTENANCE LTD.</b> <small>CALGARY, ALBERTA, CANADA</small>	
LW		DRAWING NO.	REV. F
CHECKED	RELEASED	D212-725-2-G2	SHEET 15 OF 57
NF	MP		
DATE		TITLE	SCALE
23.03.16		FIGURE 98-25S	NTS



- NOTES:
- 1 REFER TO MASTER CAUTION AND RPM CAUTION LIGHTS
  - 2 REFER TO COMPONENT REPLACEMENT

Figure 98-26S. HOURMETER  
(EFFECTIVE ON ALL S/N, EXCEPT 30687, 30817 & 30599)

DESIGN	N/A	 <b>EAGLE COPTERS MAINTENANCE LTD.</b> <small>CALGARY, ALBERTA, CANADA</small>	
LW	RELEASED	DRAWING NO.	REV. F
NF	MP	D212-725-2-G2	SHEET 16 OF 57
DATE		TITLE	SCALE
23.03.16		FIGURE 98-26S	NTS



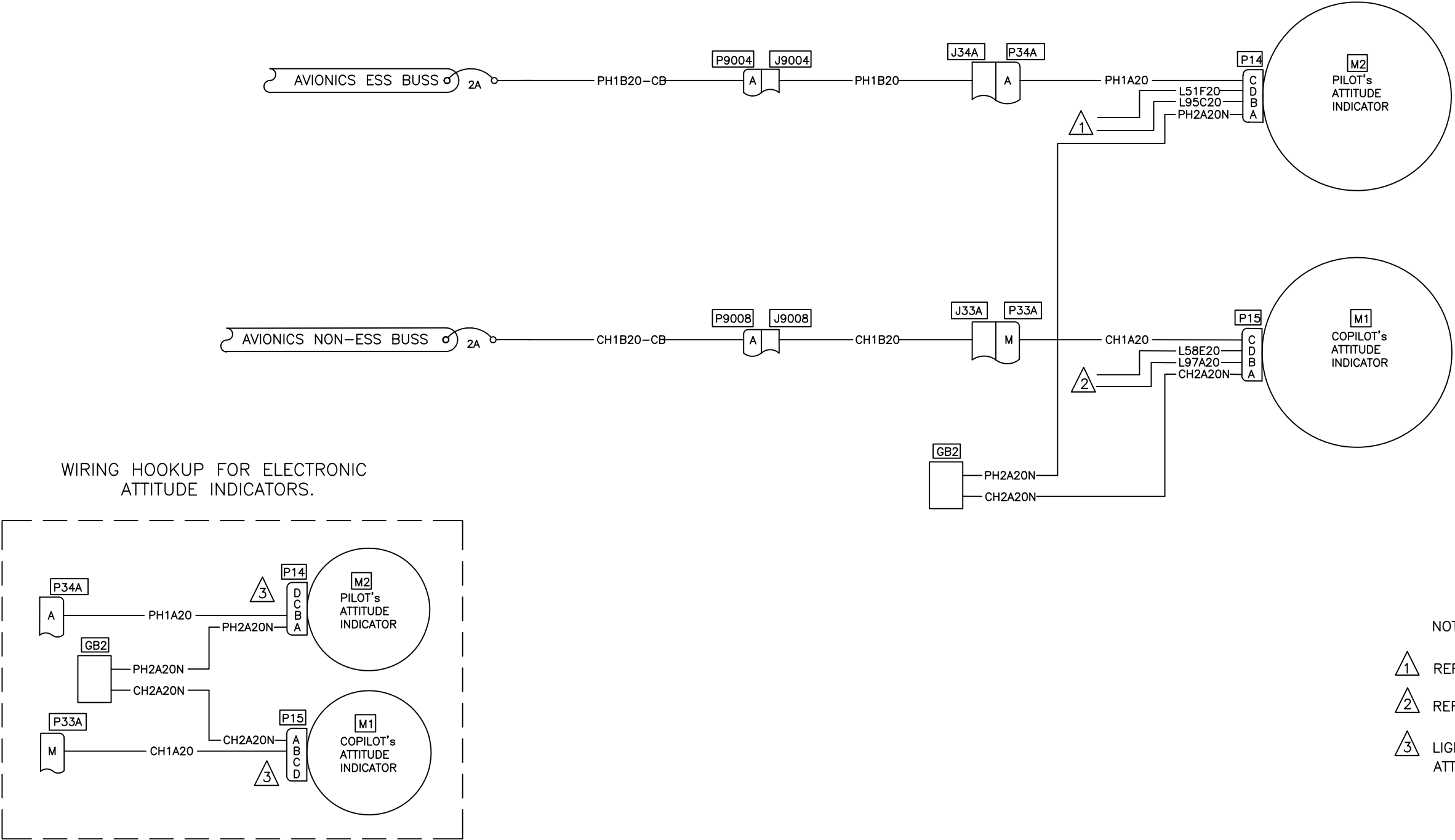
NOTES:

1 REFER TO ENGINE INSTRUMENT LIGHTS

2 REFER TO COMPONENT REPLACEMENT

Figure 98-27S ENGINE FUEL PRESSURE INDICATOR SYSTEM  
(EFFECTIVE ON ALL S/N, EXCEPT 30687, 30817 & 30599)

DESIGN	N/A	EAGLE COPTERS MAINTENANCE LTD. CALGARY, ALBERTA, CANADA	
LW	RELEASED	DRAWING NO.	REV. F
CHECKED	MP	D212-725-2-G2	SHEET 17 OF 57
DATE		TITLE	SCALE
23.03.16		FIGURE 98-27S	NTS



NOTES:


- 1 REFER TO PILOT's INSTRUMENT LIGHTING
- 2 REFER TO COPILOT's INSTRUMENT LIGHTING
- 3 LIGHTING NOT REQUIRED ON ELECTRONIC ATTITUDE INDICATORS.

Figure 98-28S PILOT AND COPILOT ATTITUDE INDICATORS  
(EFFECTIVE ON ALL S/N, EXCEPT 30687, 30817 & 30599)

DESIGN	N/A	EAGLE COPTERS MAINTENANCE LTD. CALGARY, ALBERTA, CANADA	
LW	RELEASED	DRAWING NO.	REV. F
CHECKED	MP	D212-725-2-G2	SHEET 18 OF 57
NF		TITLE	SCALE
DATE		FIGURE 98-28S	NTS
23.03.16			



NOTES:

 REFER TO PILOT's INSTRUMENT LIGHTING

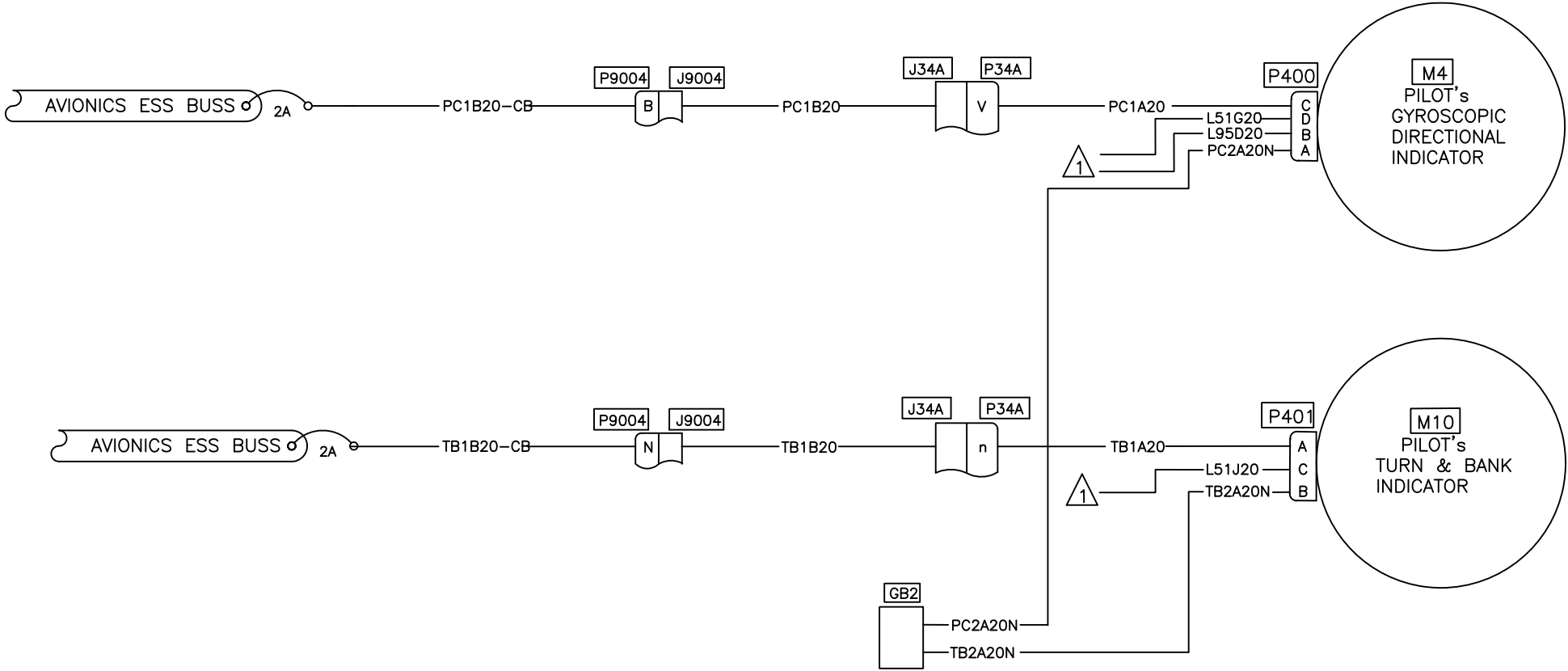

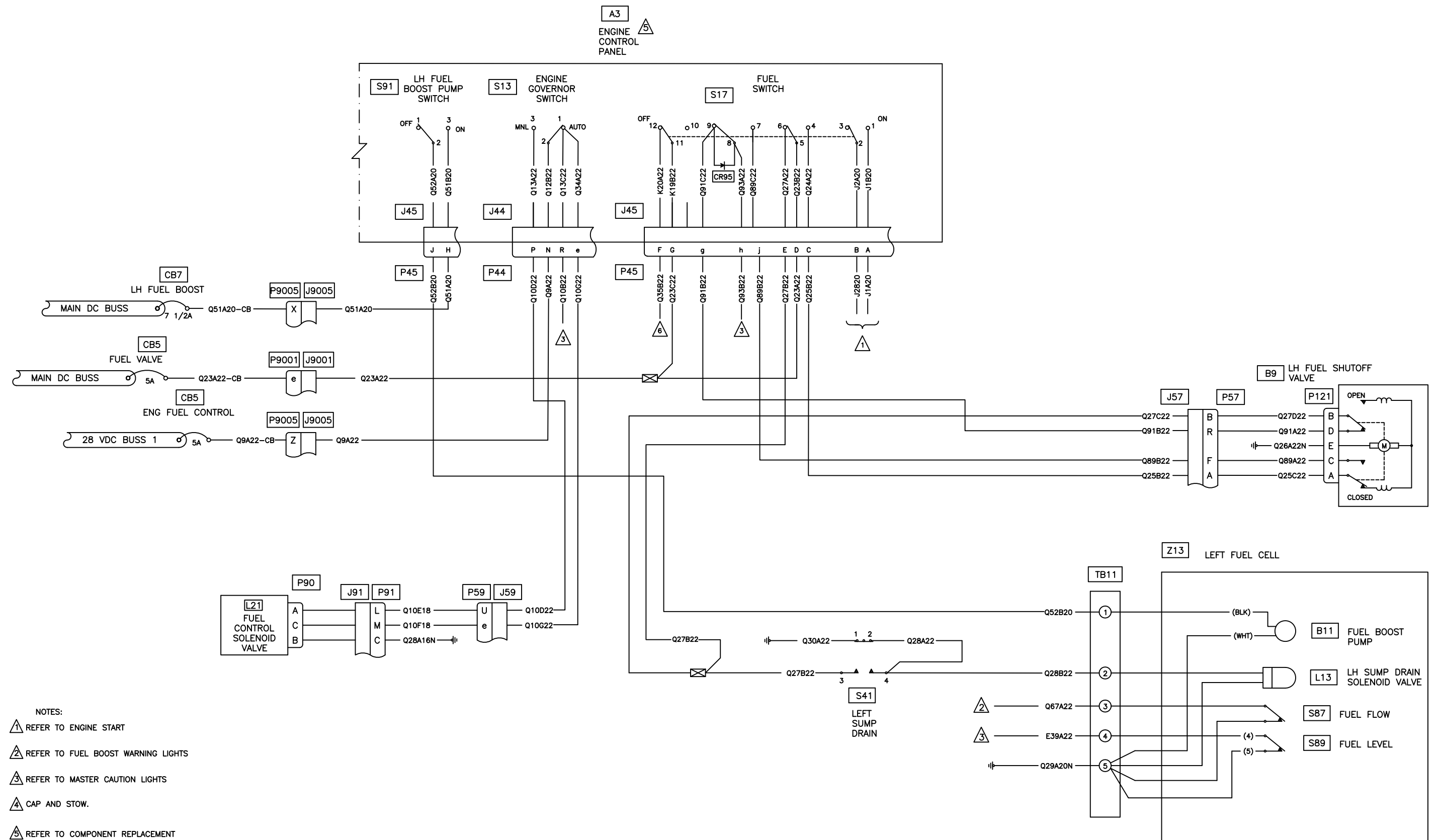


Figure 98-29S. PILOT'S TURN & BANK AND GYRO DIRECTIONAL INDICATORS  
(EFFECTIVE ON ALL S/N, EXCEPT 30687, 30817 & 30599)

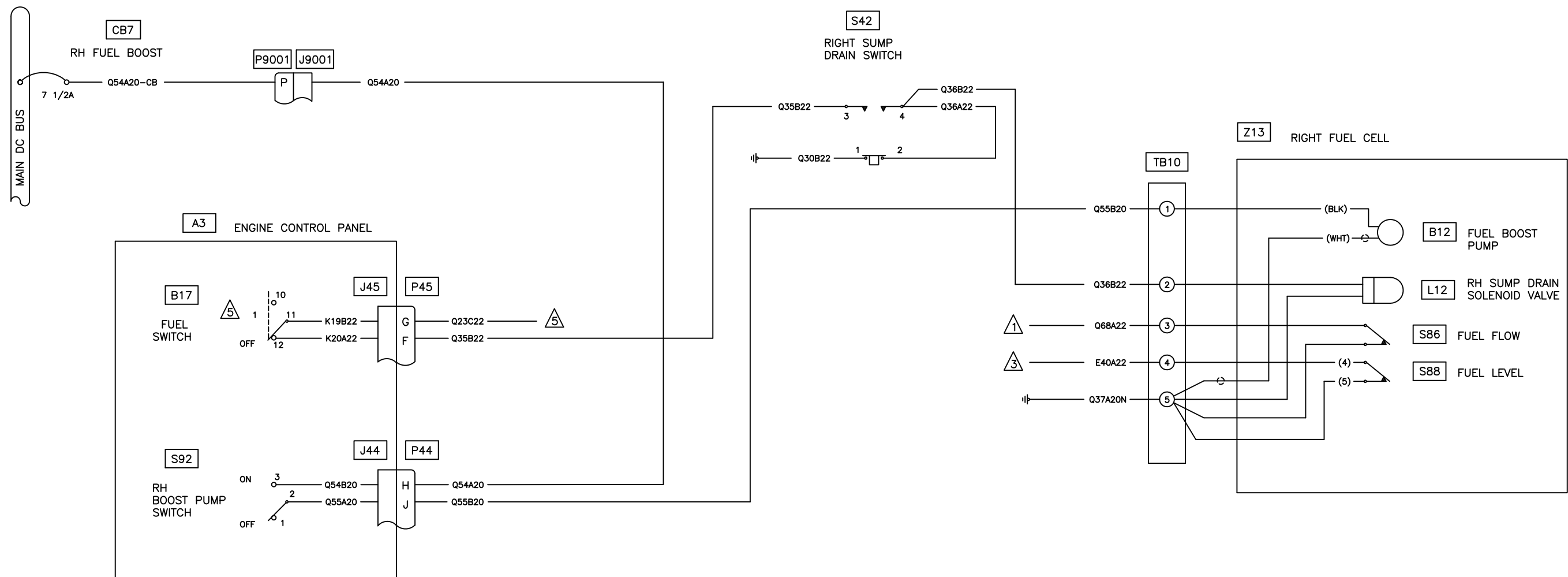
DESIGN	N/A	 <b>EAGLE</b> COPTERS MAINTENANCE LTD. <small>CALGARY, ALBERTA, CANADA</small>	REV. F
LW	RELEASED		
CHECKED	MP	DRAWING NO. D212-725-2-G2	SHEET 19 OF 57
DATE		TITLE	SCALE
23.03.16		FIGURE 98-29S	NTS



- NOTES:
- 1 REFER TO ENGINE START
  - 2 REFER TO FUEL BOOST WARNING LIGHTS
  - 3 REFER TO MASTER CAUTION LIGHTS
  - 4 CAP AND STOW.
  - 5 REFER TO COMPONENT REPLACEMENT
  - 6 REFER TO RH FUEL SYSTEM
  - 7 INSERT JUMPER TO PREVENT MASTER CAUTION SEGMENT FROM ILLUMINATING.

Figure 98-30S LH FUEL SYSTEM  
(EFFECTIVE ON ALL S/N, EXCEPT 30687, 30817 & 30599)

DESIGN	N/A	EAGLE COPTERS MAINTENANCE LTD. CALGARY, ALBERTA, CANADA	
LW	RELEASED	DRAWING NO.	REV. F
CHECKED	MP	D212-725-2-G2	SHEET 20 OF 57
DATE		TITLE	SCALE
23.03.16		FIGURE 98-30S	NTS



NOTES:

- 1 REFER TO FUEL BOOST WARNING LIGHTS
- 2 REFER TO ENGINE START
- 3 REFER TO MASTER CAUTION LIGHTS
- 4 DELETED
- 5 REFER TO LH FUEL SYSTEM

Figure 98-31S RH FUEL SYSTEM  
(EFFECTIVE ON ALL S/N, EXCEPT 30687, 30817 & 30599)

DESIGN	N/A	EAGLE COPTERS MAINTENANCE LTD. CALGARY, ALBERTA, CANADA	
LW	RELEASED	DRAWING NO.	REV. F
CHECKED	MP	D212-725-2-G2	SHEET 21 OF 57
DATE		TITLE	SCALE
23.03.16		FIGURE 98-31S	NTS

ENGINE CONTROL PANEL MODIFICATION

- 1. REMOVE GOVERNOR #1 SWITCH AND WIRING.
- 2. REMOVE PARTICLE SEPARATOR #2 SWITCH AND WIRING.
- 3. REMOVED RH FUEL VALVE SWITCH AND WIRING.
- 4. REMOVE FUEL X-FEED SWITCH AND WIRING. REMOVE DIDODES FROM TB4 AND REMOVE RELAY.
- 5. REMOVE FUEL X-FEED TEST SWITCH AND WIRING.
- 6. MOVE LH FUEL VALVE SWITCH TO CENTER POSITION WHERE TEST SWITCH WAS.

GOVERNOR #2 SWITCH WIRING CHANGE

- 1. REMOVED WIRE Q34A22N FROM '1'
- 2. REMOVE DIODE FROM BETWEEN '1' & '2'
- 3. MOVE WIRES Q13C22 & Q13A22 FROM '2' TO '3'
- 4. MOVE WIRE Q12B22 FROM '3' TO '2'
- 5. ADD WIRE Q34A22 FROM '1' TO J44, PIN e.

FUEL VALVE SWITCH WIRING CHANGE

- 1. REMOVE WIRE K20A22 FROM 'NO' POSITION ON SECTION 1 OF SWITCH AND MOVE TO 'NC' POSITION. LEAVE WIRE IN J45, PIN F.

FUEL BOOST MASTER CAUTION WIRING CHANGE

- 1. REMOVE Q67B22 FROM TERMINAL 8 ON TB4 AND INSTALL ON TERMINAL 7 ALONG WITH Q79B22.
- 2. REMOVE Q68B22 FROM TERMINAL 5 ON TB4 AND INSTALL ON TERMINAL 4 ALONG WITH Q80B22.

ENGINE DE-ICE SWITCH WIRING CHANGE

- 1. INSTALL SWITCH (MS24523-22) IN OLD GOVERNOR #1 POSITION.
- 2. ADD WIRE H60C16 FROM '2' ON SWITCH TO J45, PIN L.
- 3. ADD WIRE H61C16 FROM '3' ON SWITCH TO J45, PIN M.

START FUEL SWITCH (POST S.T.C.)

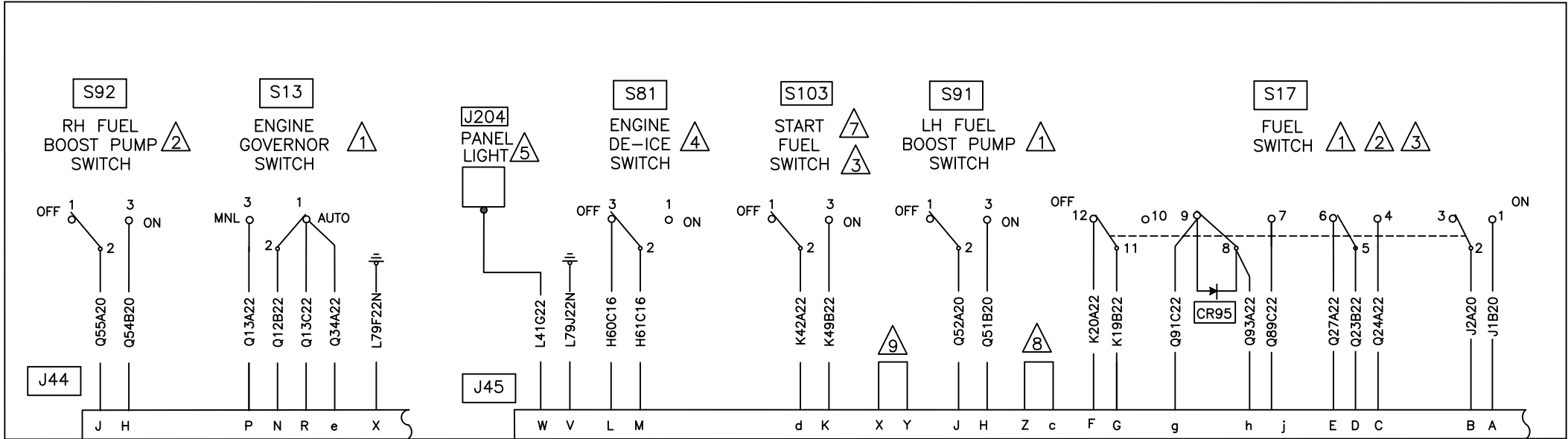
- 1. REMOVE WIRES K31D22, K50B22, AND K10A22 FROM SWITCH. CAP AND STOW WIRES.

FUEL INTCON SWITCH WIRING CHANGE

- 1. REMOVE EXISTING FUEL INTCON SWITCH.
- 2. INSTALL WIRES AS PER DIAGRAM.

A3

ENGINE CONTROL PANEL (MODIFIED)



NOTES:

- 1 REFER TO WIRING DIAGRAM 98-30
- 2 REFER TO WIRING DIAGRAM 98-31
- 3 REFER TO WIRING DIAGRAM 98-14
- 4 REFER TO WIRING DIAGRAM 98-65
- 5 REFER TO WIRING DIAGRAM 98-39
- 6 DELETED
- 7 SWITCH INSTALLED AS PER START FUEL STC.
- 8 REFER TO WIRING DIAGRAM 98-38, Sheet 1
- 9 REFER TO WIRING DIAGRAM 98-38, Sheet 3

Figure 98-32S ENGINE CONTROL PANEL(Modified)  
(EFFECTIVE ON ALL S/N, EXCEPT 30687, 30817 & 30599)

DESIGN	N/A	EAGLE COPTERS MAINTENANCE LTD. CALGARY, ALBERTA, CANADA	
LW	RELEASED	DRAWING NO.	REV. F
CHECKED	MP	D212-725-2-G2	SHEET 22 OF 57
DATE		TITLE	SCALE
23.03.16		FIGURE 98-32S	NTS

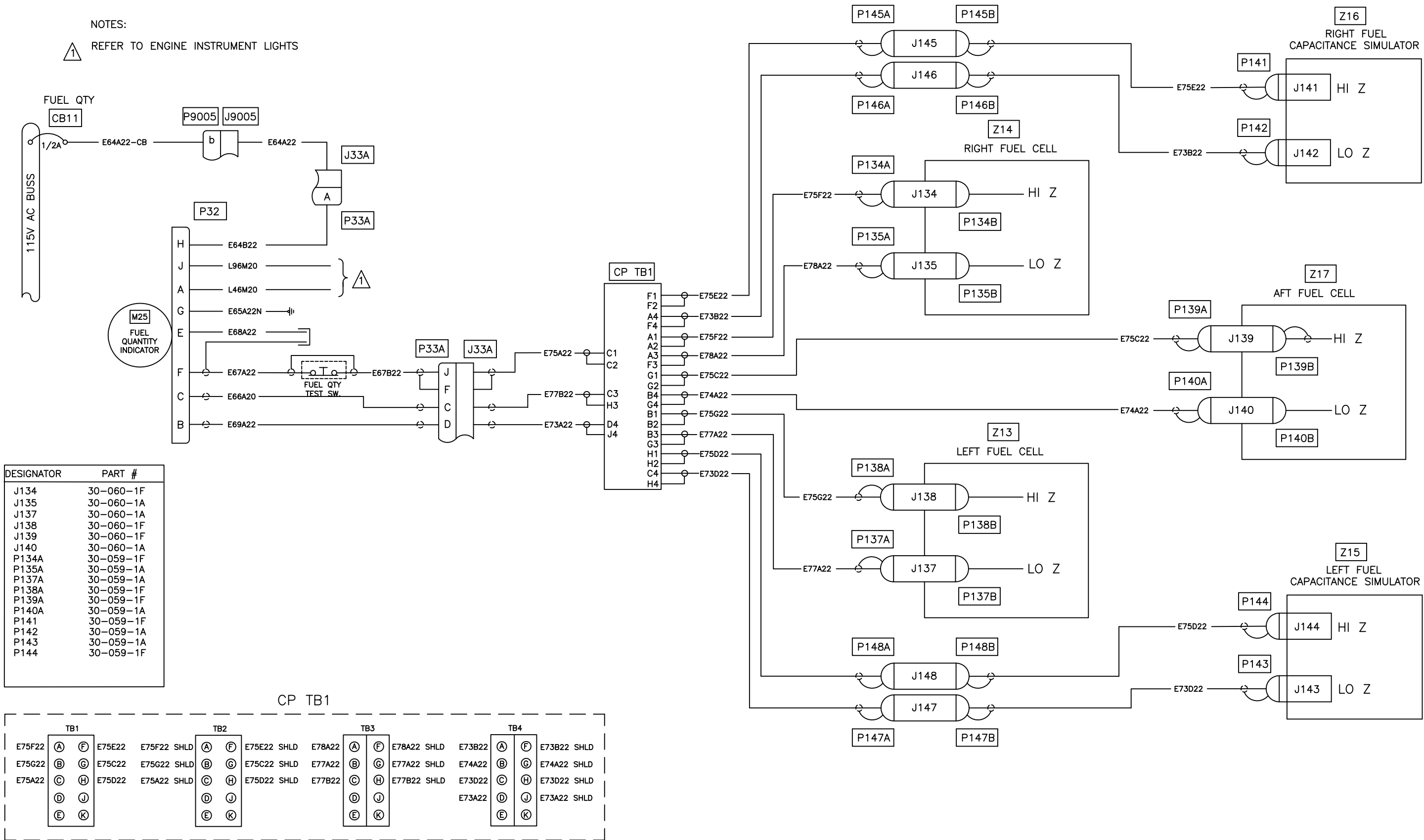
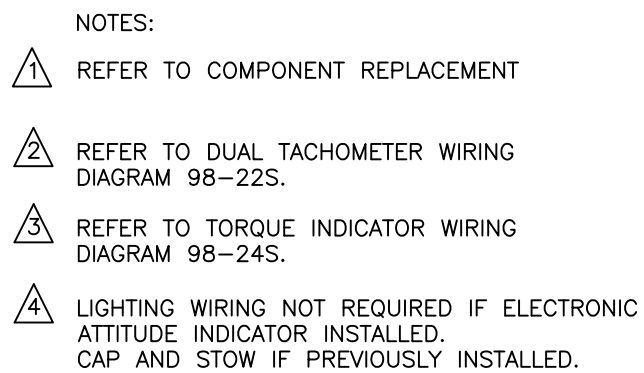



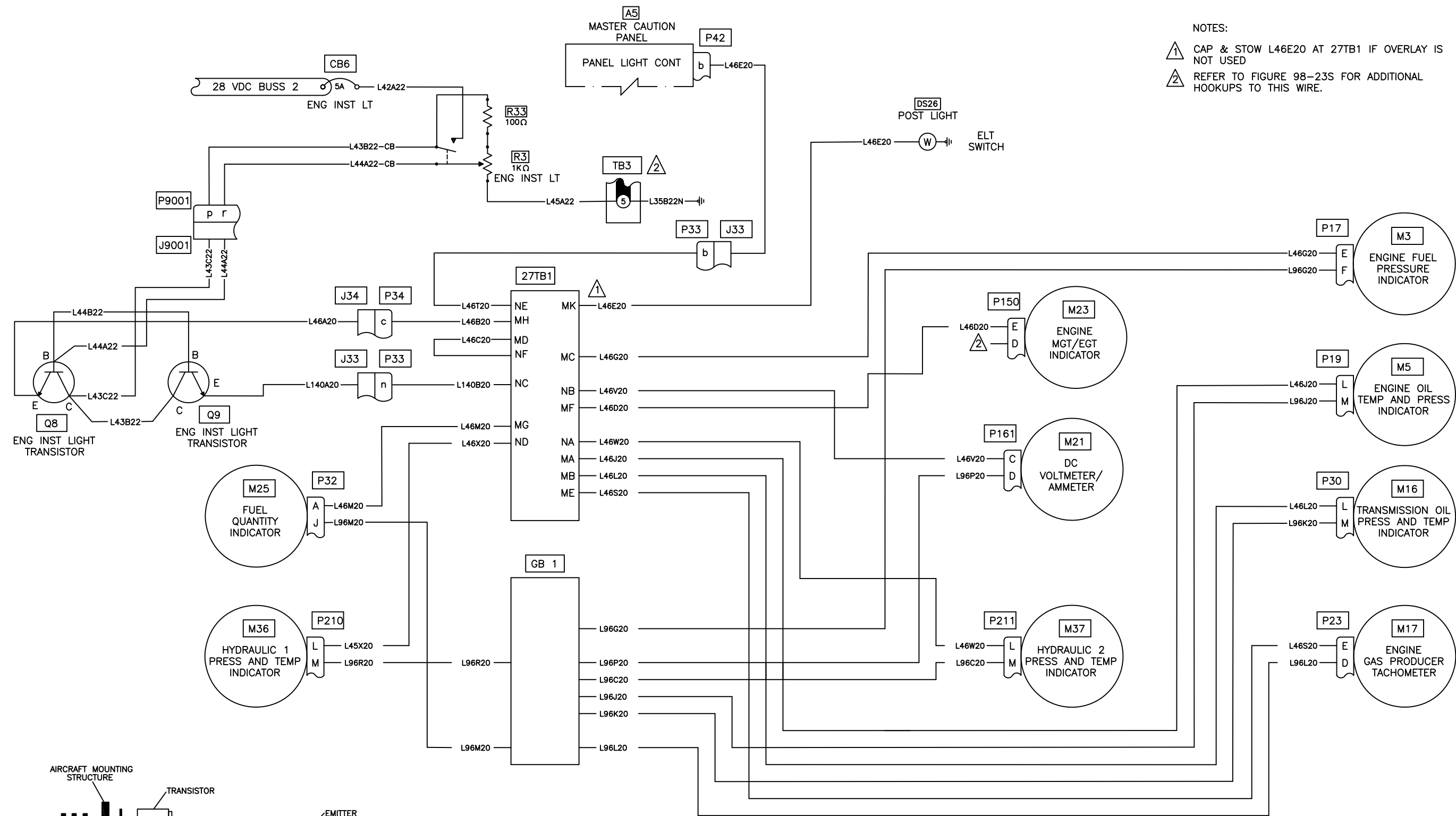
Figure 98-33S. FUEL QUANTITY INDICATION SYSTEM  
(EFFECTIVE ON ALL S/N, EXCEPT 30687, 30817 & 30599)

DESIGN	N/A	EAGLE COPTERS MAINTENANCE LTD. CALGARY, ALBERTA, CANADA	
LW	RELEASED	DRAWING NO.	REV. E
CHECKED	MP	D212-725-2-G2	SHEET 23 OF 57
NF		TITLE	SCALE
DATE	23.01.11	FIGURE 98-33S	NTS

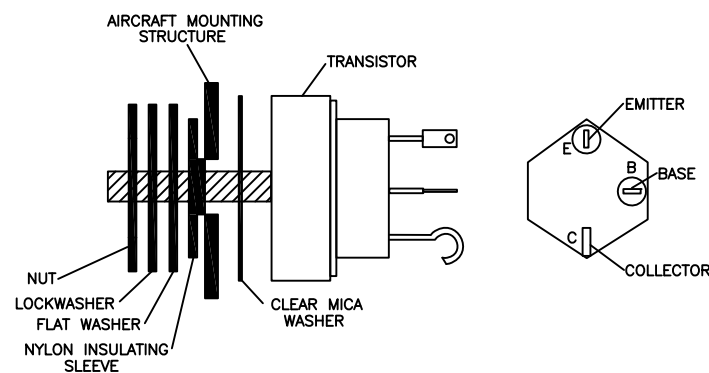




DESIGN	N/A	 <b>EAGLE COPTERS</b> <b>MAINTENANCE LTD.</b> <small>CALGARY, ALBERTA, CANADA</small>	
LW		DRAWING NO.	REV. E
CHECKED	RELEASED	D212-725-2-G2	SHEET 25 OF 57
NF	MP		
DATE		TITLE	SCALE
23.01.11		FIGURE 98-35S	NTS



- NOTES:
- 1 CAP & STOW L46E20 AT 27TB1 IF OVERLAY IS NOT USED
  - 2 REFER TO FIGURE 98-23S FOR ADDITIONAL HOOKUPS TO THIS WIRE.



TRANSISTOR INSTALLATION STACK UP

Figure 98-36S. ENGINE INSTRUMENT LIGHTS  
(EFFECTIVE ON ALL S/N, EXCEPT 30687, 30817 & 30599)

DESIGN	N/A	EAGLE COPTERS MAINTENANCE LTD. CALGARY, ALBERTA, CANADA	
LW	RELEASED	DRAWING NO.	REV. E
CHECKED	MP	D212-725-2-G2	SHEET 26 OF 57
NF		TITLE	SCALE
DATE		FIGURE 98-36S	NTS
23.01.11			





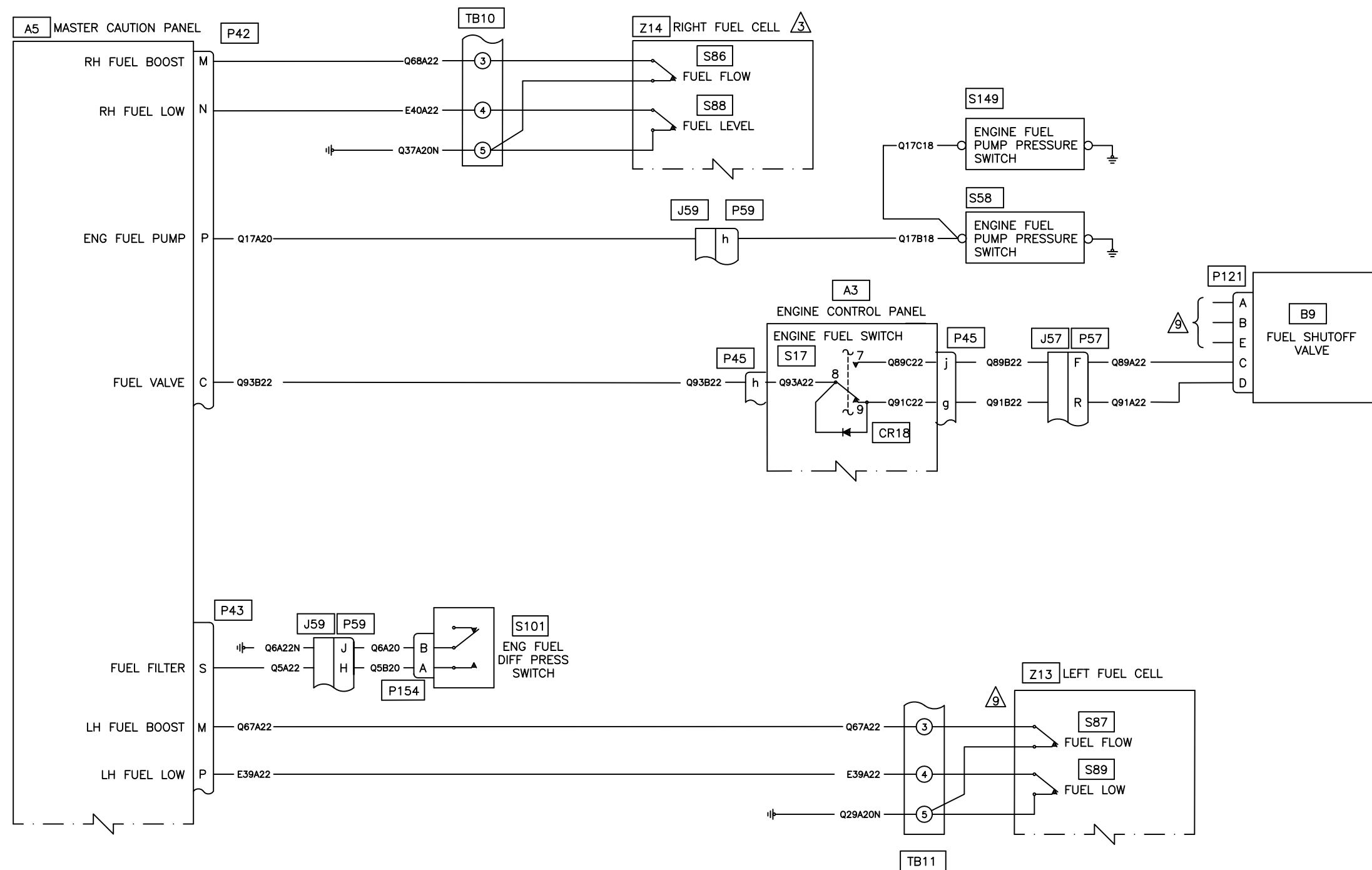


Figure 98-38S MASTER CAUTION LIGHTS (Sheet 1 of 5)  
(EFFECTIVE ON ALL S/N, EXCEPT 30687, 30817 & 30599)

DESIGN	N/A	<b>EAGLE</b> EAGLE COPTERS MAINTENANCE LTD. CALGARY, ALBERTA, CANADA	
LW	RELEASED	DRAWING NO.	REV. F
CHECKED	MP	D212-725-2-G2	SHEET 28 OF 57
DATE		TITLE	SCALE
23.03.16		FIGURE 98-38S SHEET 1 OF 5	NTS

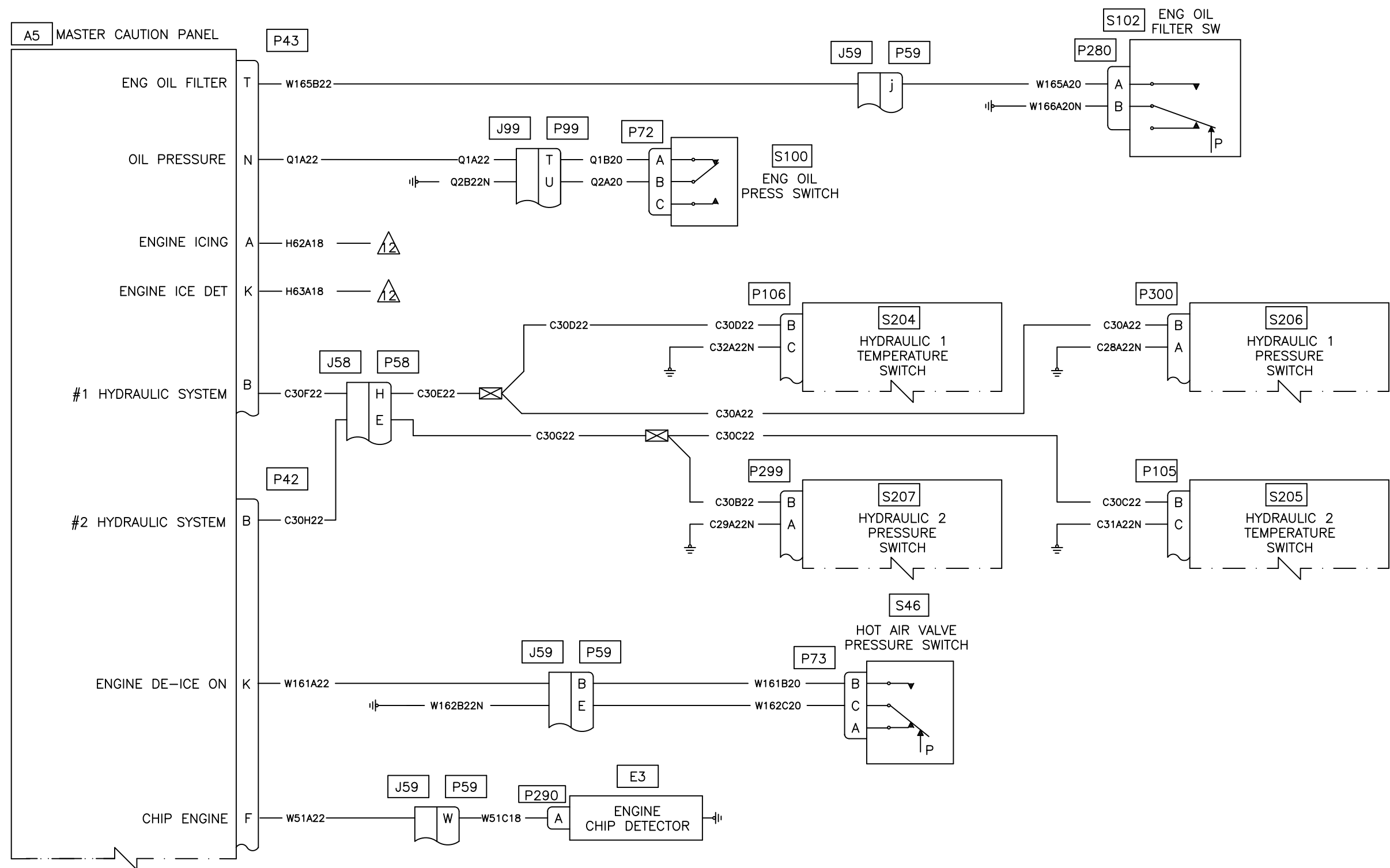


Figure 98-38S MASTER CAUTION LIGHTS (Sheet 2 of 5)  
(EFFECTIVE ON ALL S/N, EXCEPT 30687, 30817 & 30599)

DESIGN	N/A	EAGLE COPTERS MAINTENANCE LTD. CALGARY, ALBERTA, CANADA	
LW	RELEASED	DRAWING NO.	REV. F
CHECKED	MP	D212-725-2-G2	SHEET 29 OF 57
DATE		TITLE	SCALE
23.03.16		FIGURE 98-38S SHEET 2 OF 5	NTS

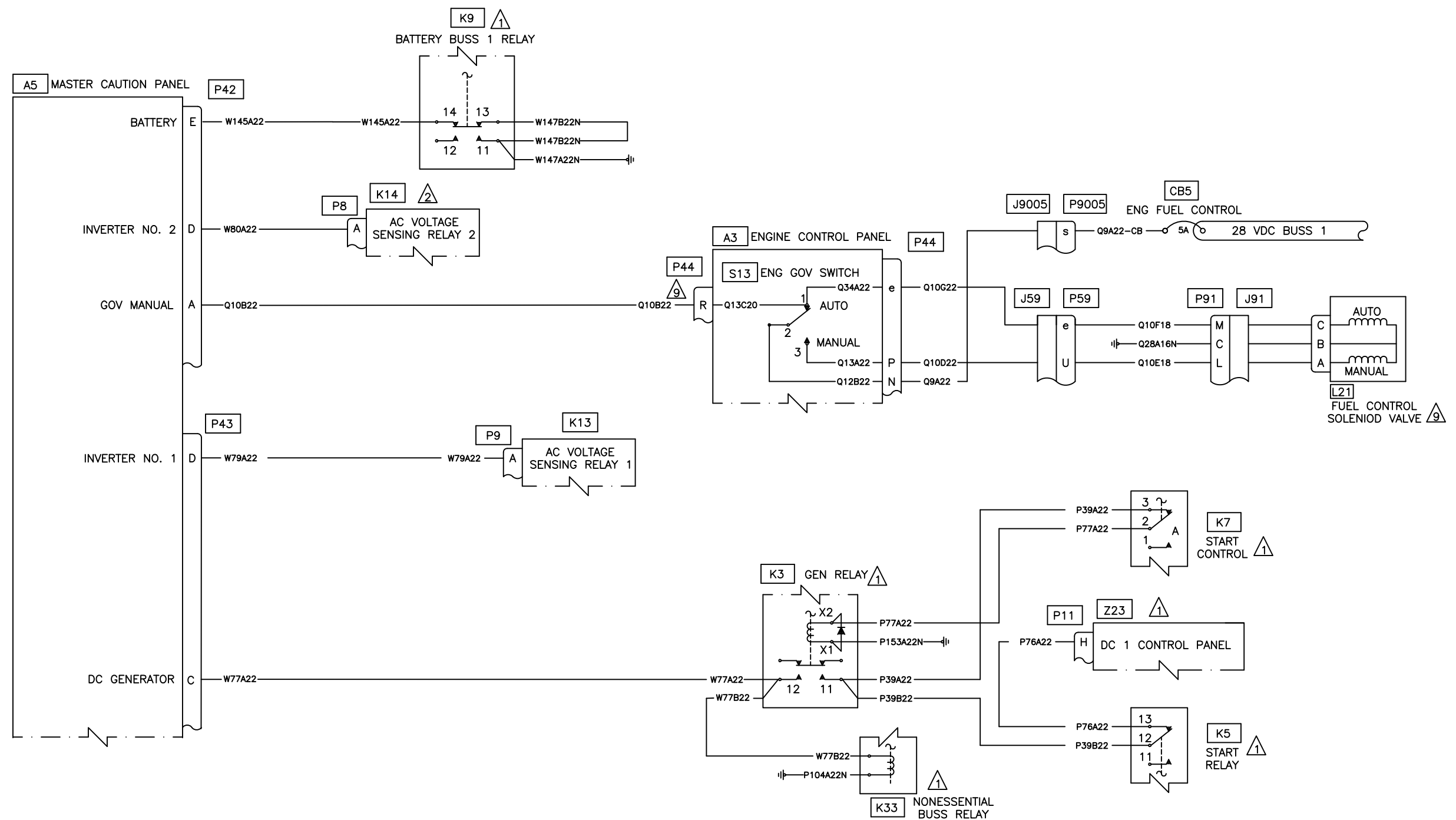


Figure 98-38S. MASTER CAUTION LIGHTS (Sheet 3 of 5)  
(EFFECTIVE ON ALL S/N, EXCEPT 30687, 30817 & 30599)

DESIGN	N/A	EAGLE COPTERS MAINTENANCE LTD. CALGARY, ALBERTA, CANADA	
LW	RELEASED	DRAWING NO.	REV. E
CHECKED	MP	D212-725-2-G2	SHEET 30 OF 57
NF		TITLE	SCALE
DATE		FIGURE 98-38S SHEET 3 OF 5	NTS
23.01.11			

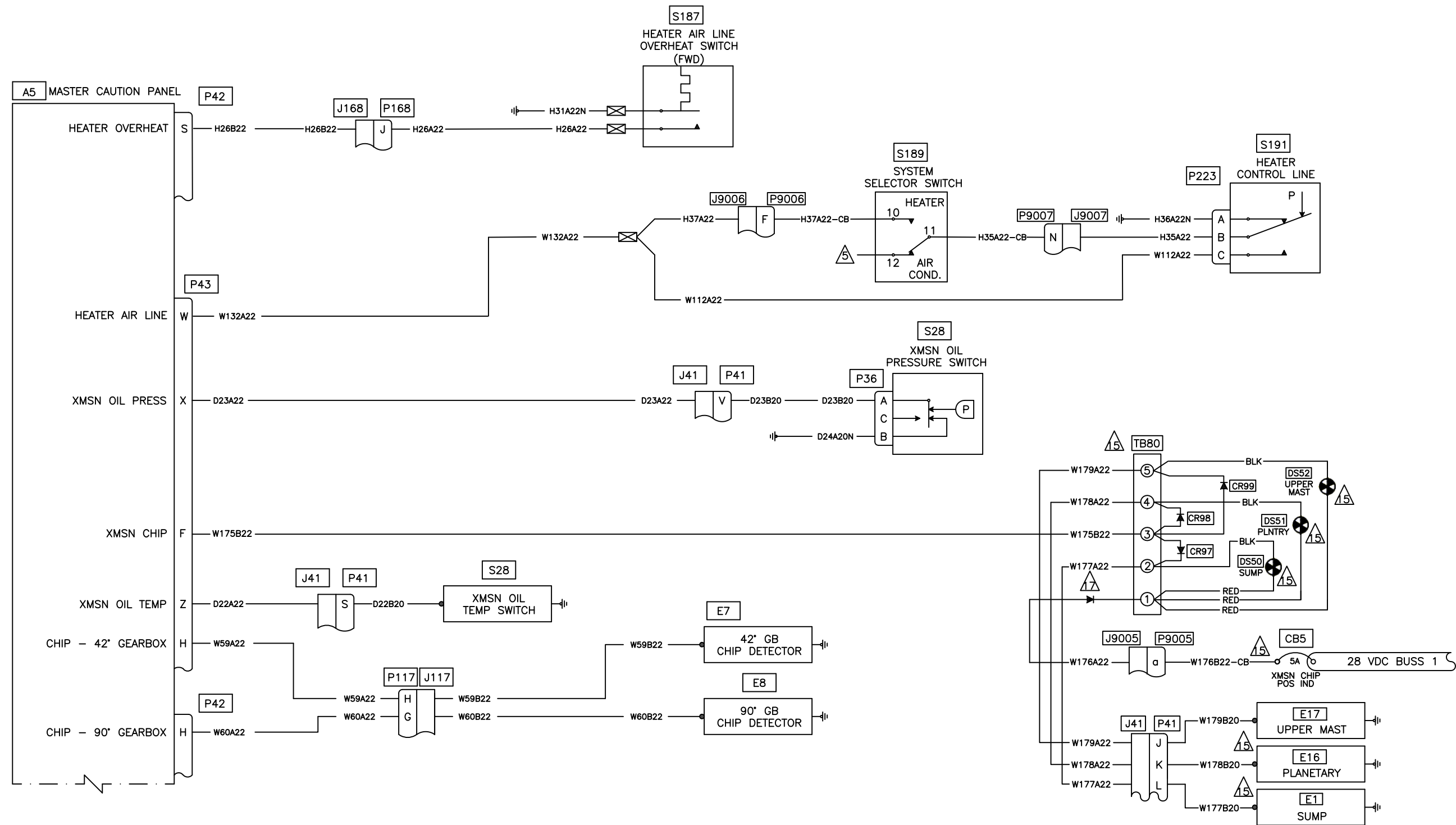
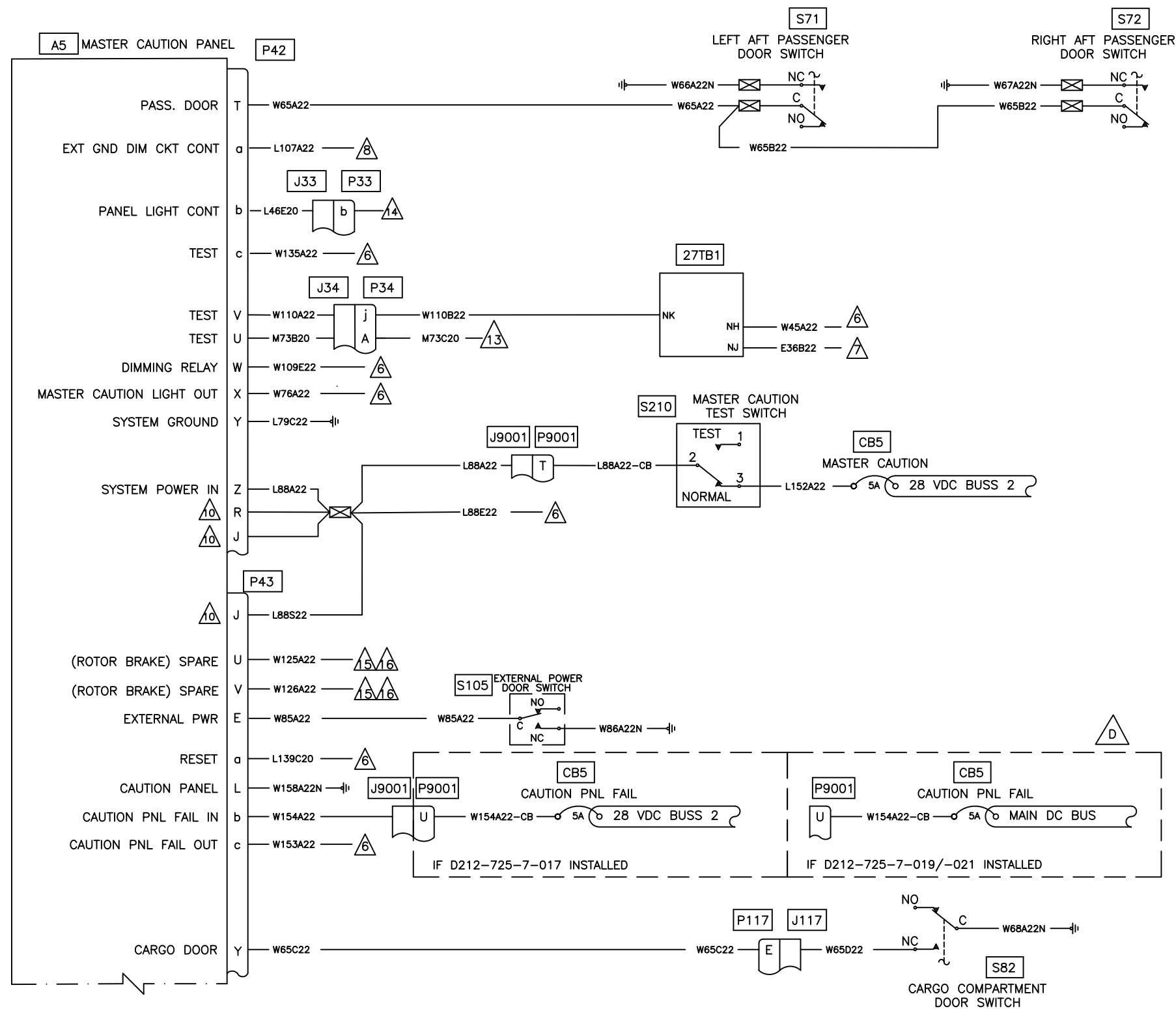


Figure 98-38S. MASTER CAUTION LIGHTS (Sheet 4 of 5)  
(EFFECTIVE ON ALL S/N, EXCEPT 30687, 30817 & 30599)

DESIGN	N/A	<b>EAGLE</b> EAGLE COPTERS MAINTENANCE LTD. CALGARY, ALBERTA, CANADA	
LW	RELEASED	DRAWING NO.	REV. E
CHECKED	MP	D212-725-2-G2	SHEET 31 OF 57
DATE		TITLE	SCALE
23.01.11		FIGURE 98-38S SHEET 4 OF 5	NTS

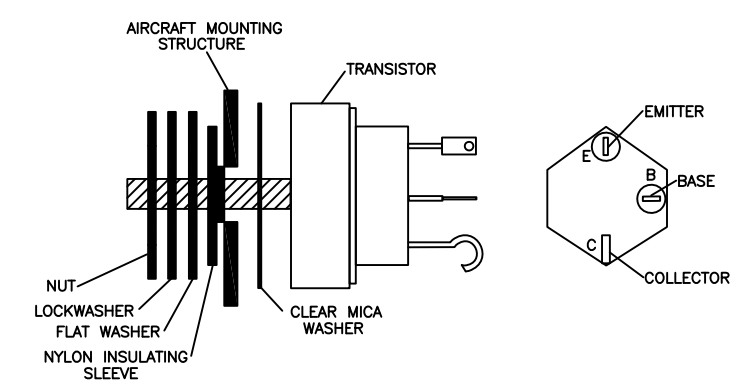
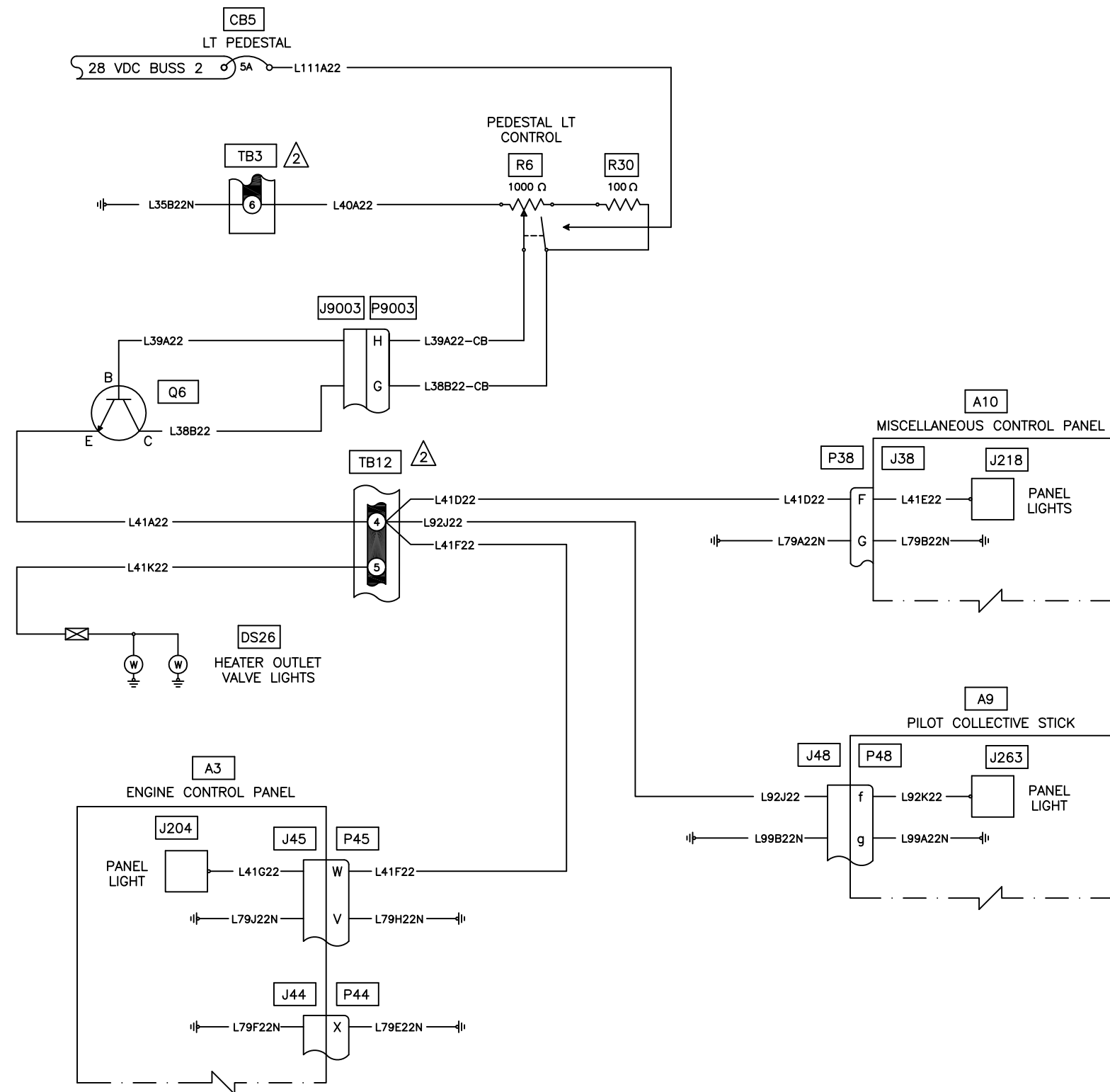


NOTES:

- 1 REFER TO GENERATOR 1
- 2 REFER TO AC POWER SYSTEM
- 3 REFER TO RH FUEL SYSTEM
- 4 REFER TO FUEL CROSSFEED
- 5 REFER TO HEATER/AIR CONDITIONING
- 6 REFER TO MASTER CAUTION AND RPM CAUTION LIGHTS
- 7 REFER TO HOURMETER
- 8 REFER TO PILOT INSTRUMENT LIGHTS
- 9 REFER TO LH FUEL SYSTEM
- 10 28VDC INPUT REQUIRED TO TURN LIGHT OFF ON BLANK SEGMENT.
- 11 CAP AND STOW.
- 12 REFER TO ENGINE ANT-ICING
- 13 REFER TO CARGO RELEASE SYSTEM
- 14 REFER TO ENGINE INSTRUMENT LIGHTS
- 15 IF INSTALLED
- 16 REFER TO ROTOR BREAK FIGURE 1-7 IN BHT-212-SI-6
- 17 USE DIODE P/N: 10A02-T OR EQUIVALENT

Figure 98-38S. MASTER CAUTION LIGHTS (Sheet 5 of 5)  
(EFFECTIVE ON ALL S/N, EXCEPT 30687, 30817 & 30599)


DESIGN	N/A	<b>EAGLE</b> EAGLE COPTERS MAINTENANCE LTD. CALGARY, ALBERTA, CANADA	
LW	RELEASED	DRAWING NO.	REV. E
CHECKED	MP	D212-725-2-G2	SHEET 32 OF 57
NF		TITLE	SCALE
DATE		FIGURE 98-38S SHEET 5 OF 5	NTS
23.01.11			

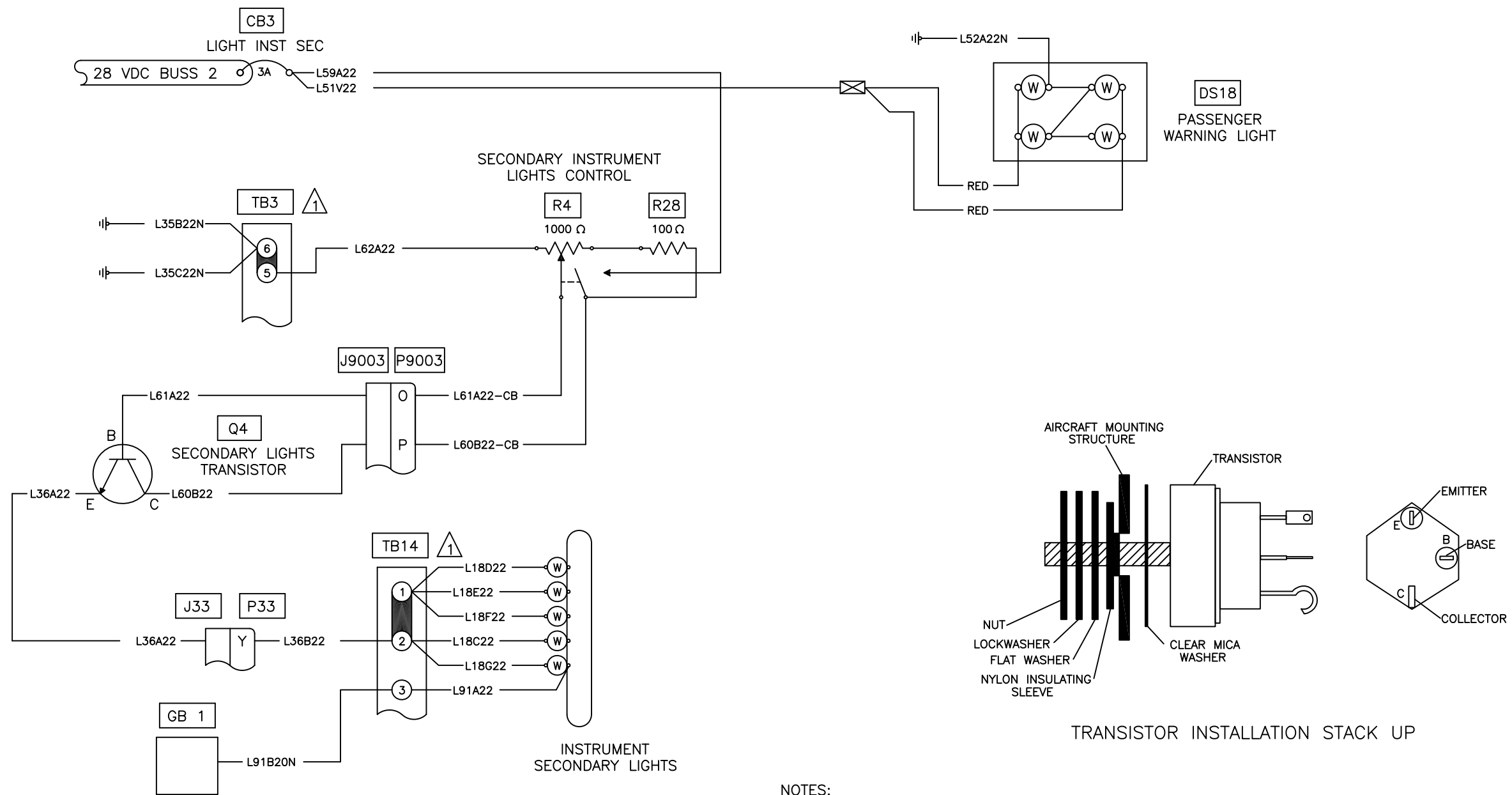


TRANSISTOR INSTALLATION STACK UP

- NOTES:
- 1 REFER TO AFCS POWER LIGHTING
  - 2 REFER TO COMPONENT REPLACEMENT

Figure 98-39S PEDESTAL LIGHTS  
(EFFECTIVE ON ALL S/N, EXCEPT 30687, 30817 & 30599)

DESIGN	N/A	 <b>EAGLE COPTERS MAINTENANCE LTD.</b> <small>CALGARY, ALBERTA, CANADA</small>	
LW	RELEASED	DRAWING NO.	REV. F
CHECKED	MP	D212-725-2-G2	SHEET 33 OF 57
NF		TITLE	SCALE
DATE		FIGURE 98-39S	NTS
23.03.16			



NOTES:

△1 REFER TO COMPONENT REPLACEMENT

Figure 98-40S. SECONDARY LIGHTS  
(EFFECTIVE ON ALL S/N, EXCEPT 30687, 30817 & 30599)

DESIGN	N/A	<b>EAGLE</b> EAGLE COPTERS MAINTENANCE LTD. CALGARY, ALBERTA, CANADA	
LW	RELEASED	DRAWING NO.	REV. E
CHECKED	MP	D212-725-2-G2	SHEET 34 OF 57
DATE		TITLE	SCALE
23.01.11		FIGURE 98-40S	NTS



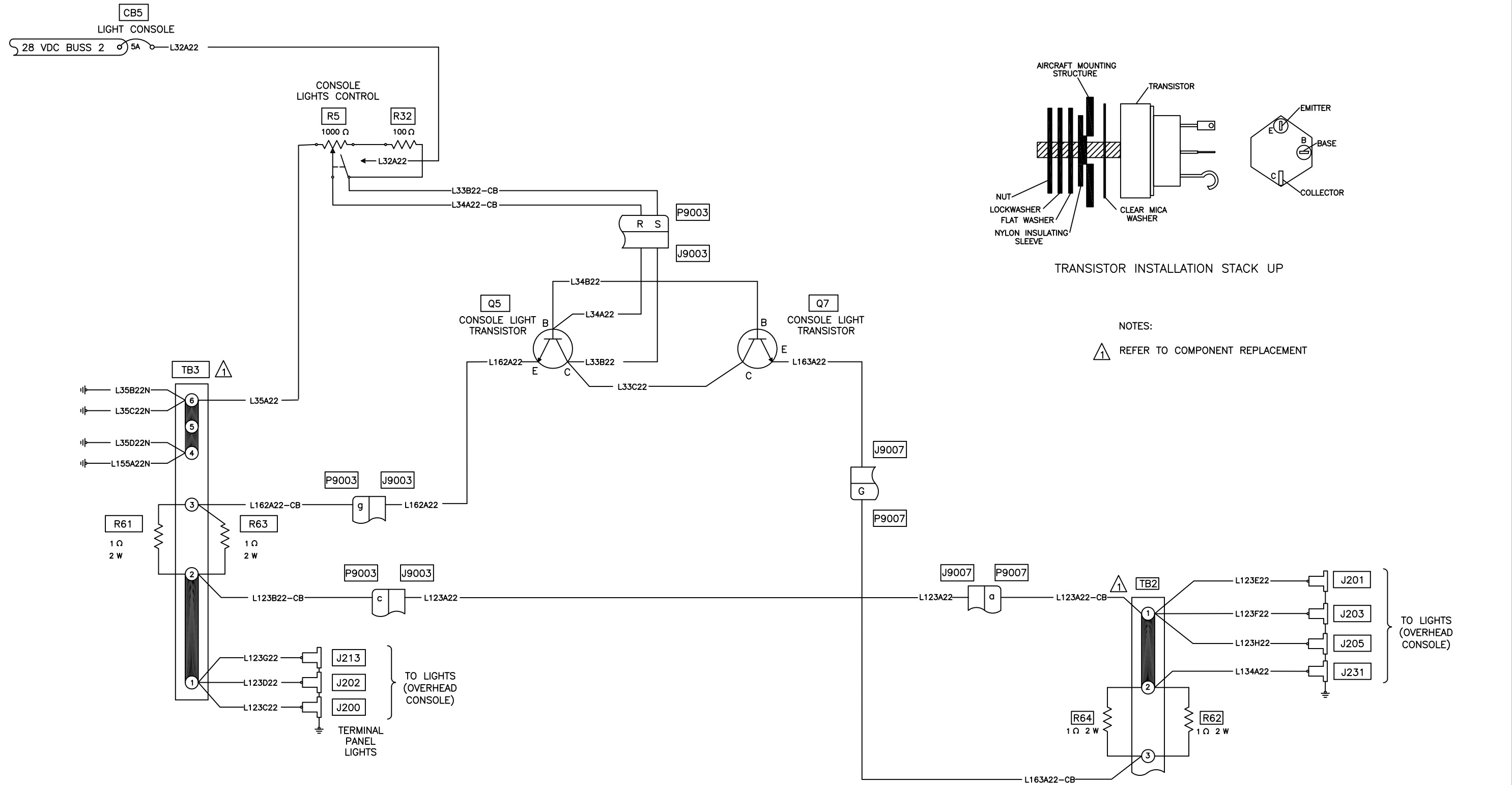


Figure 98-41S OVERHEAD LIGHTS  
(EFFECTIVE ON ALL S/N, EXCEPT 30687, 30817 & 30599)

DESIGN	N/A	<b>EAGLE</b> EAGLE COPTERS MAINTENANCE LTD. CALGARY, ALBERTA, CANADA	
LW	RELEASED	DRAWING NO.	REV. F
CHECKED	MP	D212-725-2-G2	SHEET 35 OF 57
NF		TITLE	SCALE
DATE		FIGURE 98-41S	NTS
23.03.16			

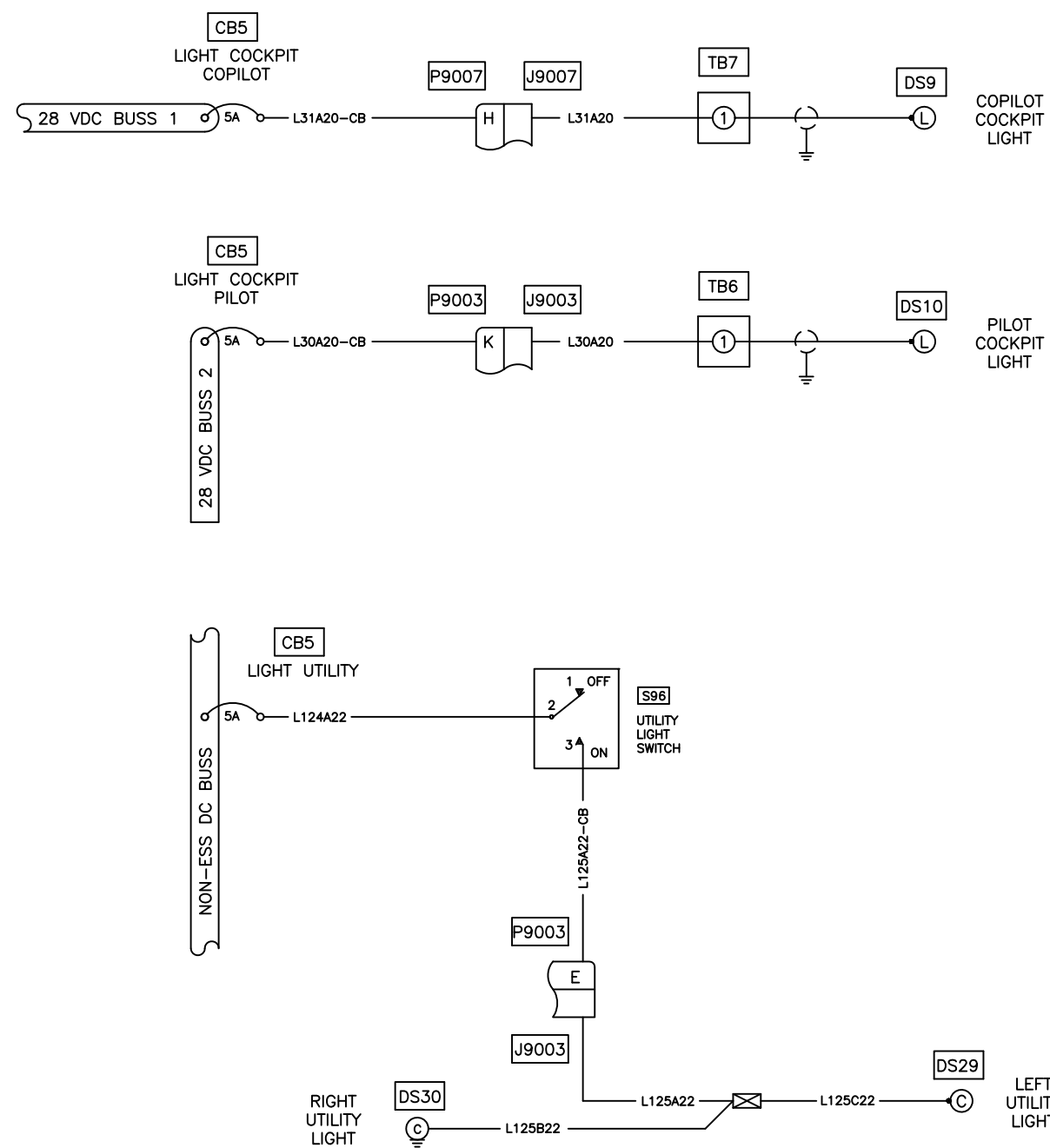

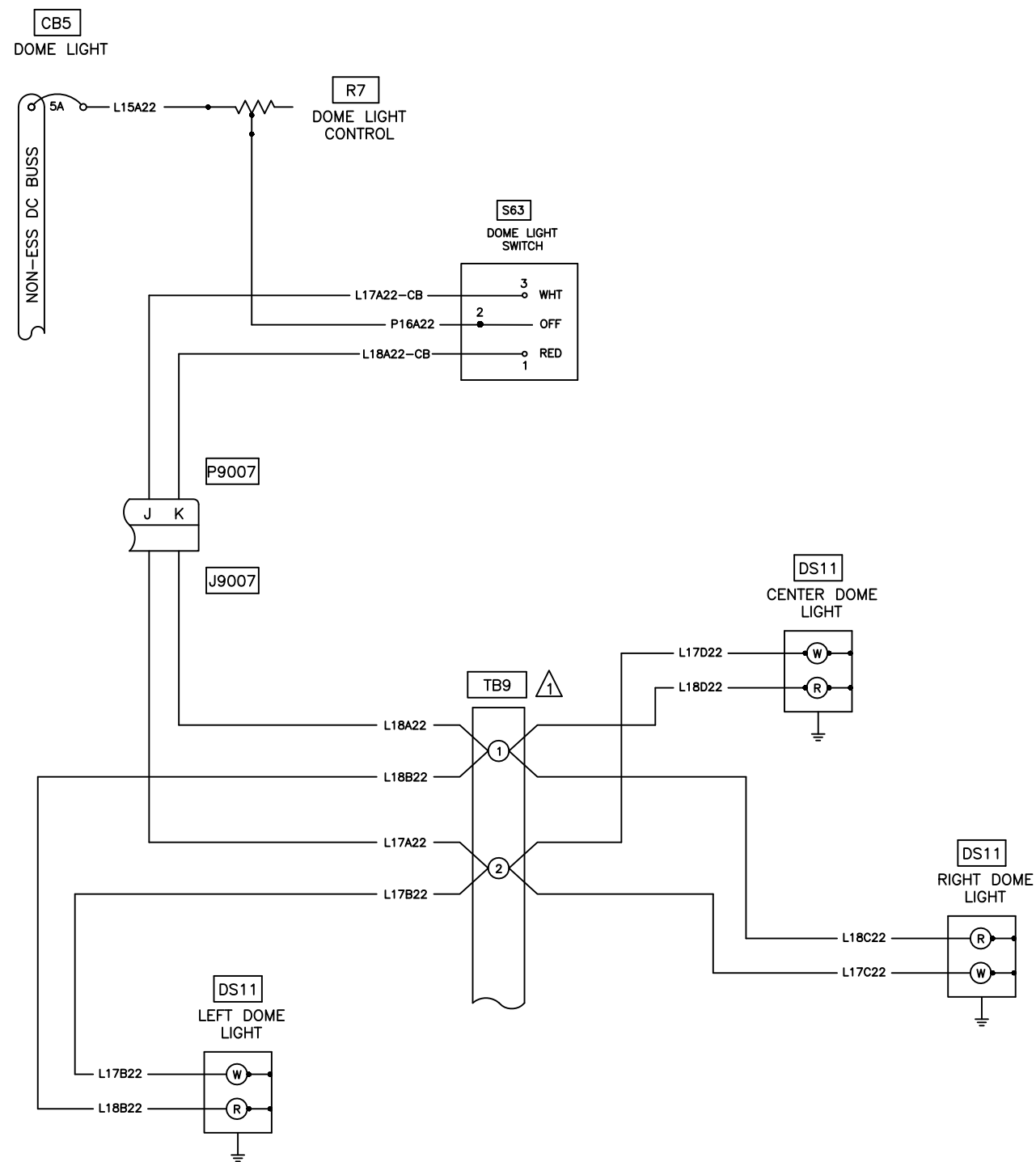


Figure 98-42S. COCKPIT AND UTILITY LIGHTS  
(EFFECTIVE ON ALL S/N, EXCEPT 30687, 30817 & 30599)

DESIGN	N/A	 <b>EAGLE COPTERS MAINTENANCE LTD.</b> <small>CALGARY, ALBERTA, CANADA</small>	
LW	RELEASED	DRAWING NO.	REV. F
NF	MP	D212-725-2-G2	SHEET 36 OF 57
DATE		TITLE	SCALE
23.03.16		FIGURE 98-42S	NTS

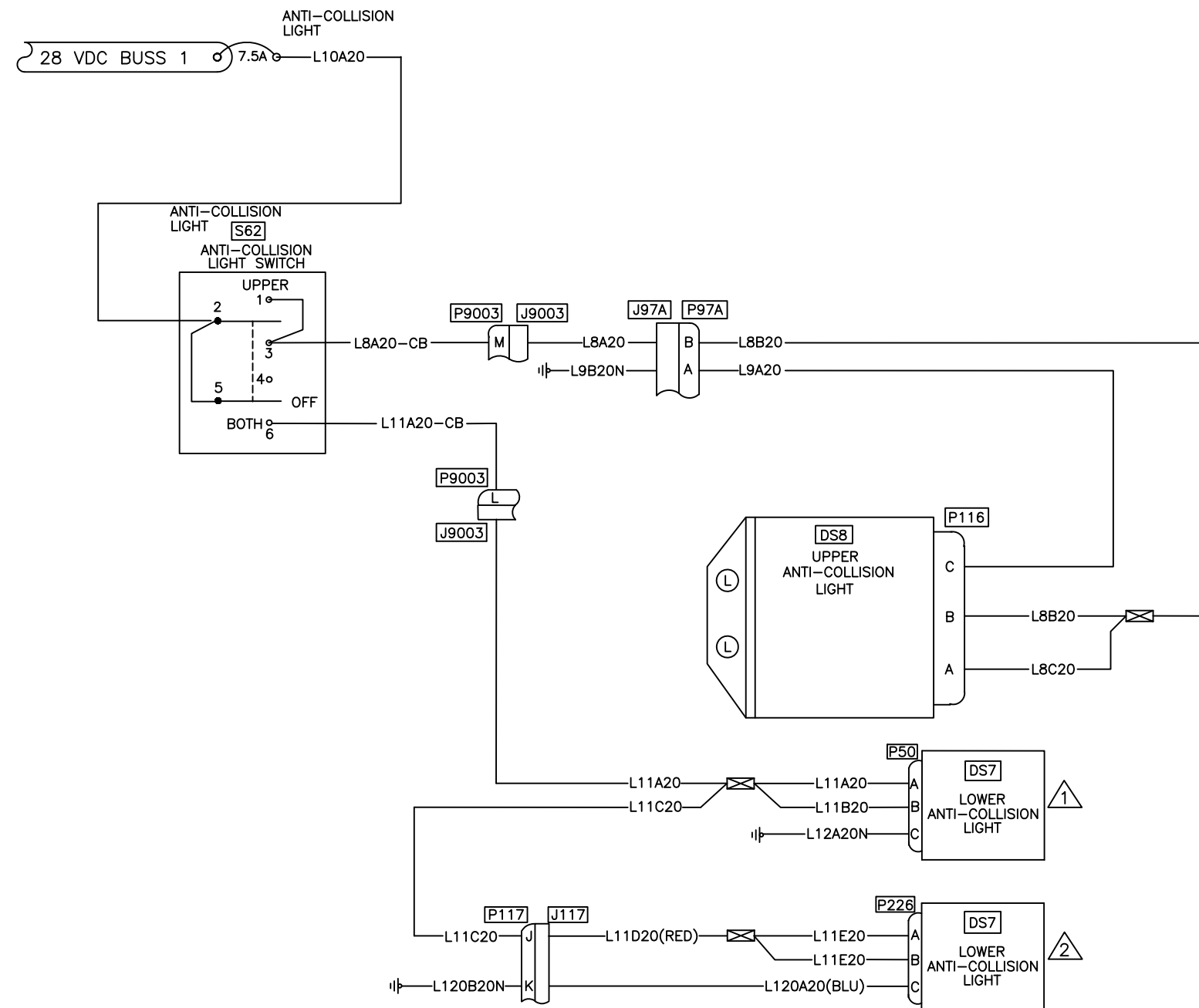


NOTES:  
 1 REFER TO COMPONENT REPLACEMENT

Figure 98-43S. DOME LIGHTS  
 (EFFECTIVE ON ALL S/N, EXCEPT 30687, 30817 & 30599)

DESIGN	N/A	<b>EAGLE</b> EAGLE COPTERS MAINTENANCE LTD. <small>CALGARY, ALBERTA, CANADA</small>	
LW	RELEASED	DRAWING NO.	REV. F
NF	MP	D212-725-2-G2	SHEET 37 OF 57
DATE		TITLE	SCALE
23.03.16		FIGURE 98-43S	NTS

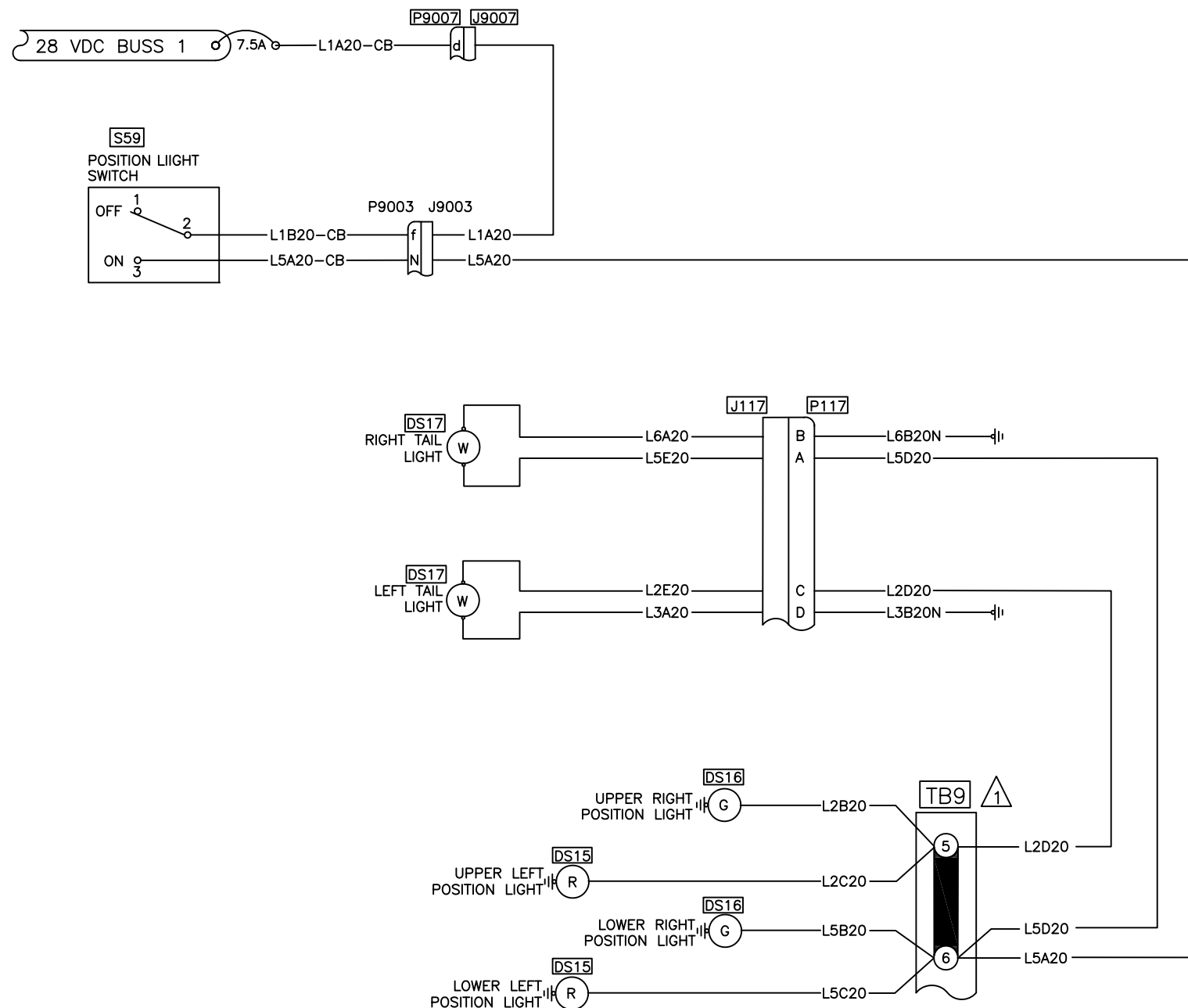




- NOTES:
- 1 LOCATED UNDER CABIN FOR NORMAL INSTALLATION
  - 2 STOWED EXCEPT WHEN FLOATS ARE INSTALLED. LIGHT IS RELOCATED TO TAIL BOOM USING REVISED WIRING SHOWN.

Figure 98-45S. ANTI-COLLISION LIGHTS  
(EFFECTIVE ON ALL S/N, EXCEPT 30687, 30817 & 30599)


DESIGN	N/A	EAGLE COPTERS MAINTENANCE LTD. CALGARY, ALBERTA, CANADA	
LW	RELEASED	DRAWING NO.	REV. E
NF	MP	D212-725-2-G2	SHEET 39 OF 57
DATE		TITLE	SCALE
23.01.11		FIGURE 98-45S	NTS



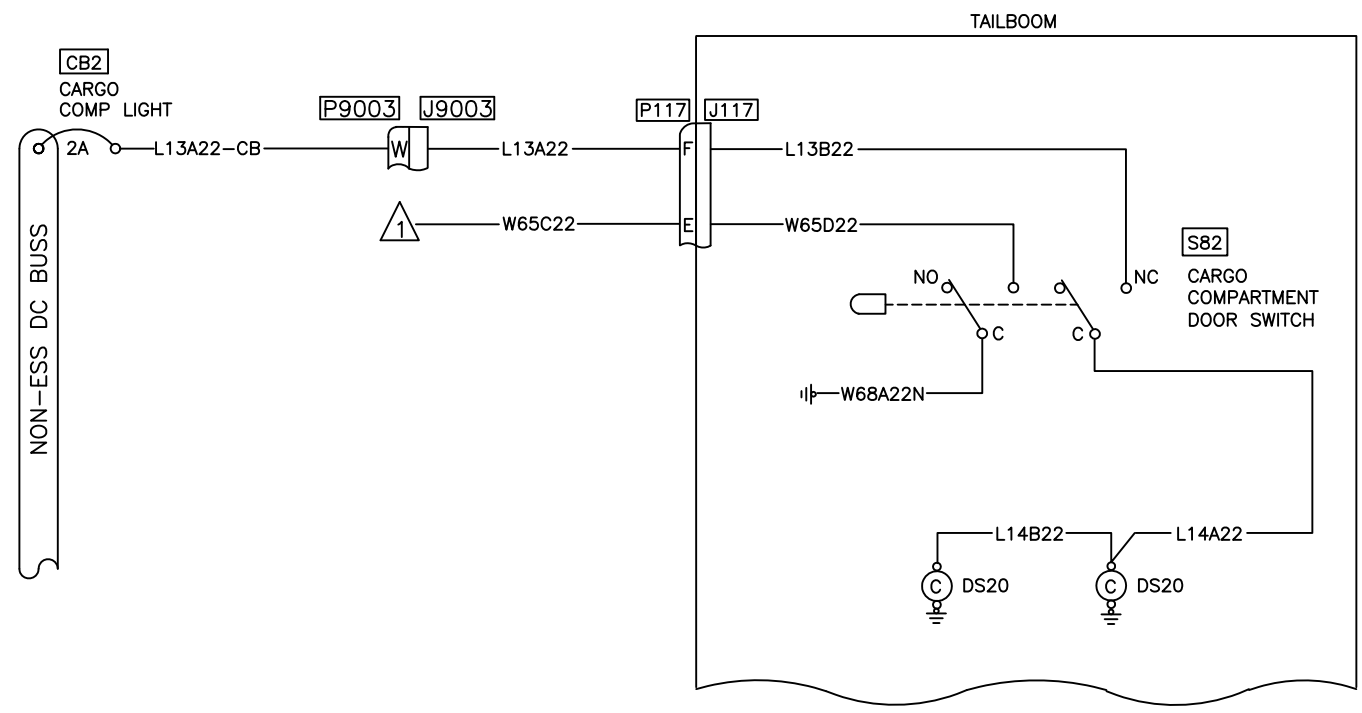
NOTES:

 REFER TO COMPONENT REPLACEMENT

Figure 98-46S. POSITION LIGHTS  
(EFFECTIVE ON ALL S/N, EXCEPT 30687, 30817 & 30599)

DESIGN	N/A	 EAGLE COPTERS MAINTENANCE LTD. <small>CALGARY, ALBERTA, CANADA</small>	
LW	RELEASED	DRAWING NO.	REV. F
CHECKED	MP	D212-725-2-G2	SHEET 40 OF 57
DATE		TITLE	SCALE
23.03.16		FIGURE 98-46S	NTS






NOTES:

 REFER TO MASTER CAUTION LIGHTS

Figure 98-48S. CARGO COMPARTMENT LIGHTS  
(EFFECTIVE ON ALL S/N, EXCEPT 30687, 30817 & 30599)

DESIGN	N/A	 EAGLE COPTERS MAINTENANCE LTD. <small>CALGARY, ALBERTA, CANADA</small>	
LW		DRAWING NO.	REV. F
CHECKED	RELEASED	D212-725-2-G2	SHEET 42 OF 57
NF	MP		
DATE		TITLE	SCALE
23.03.16		FIGURE 98-48S	NTS



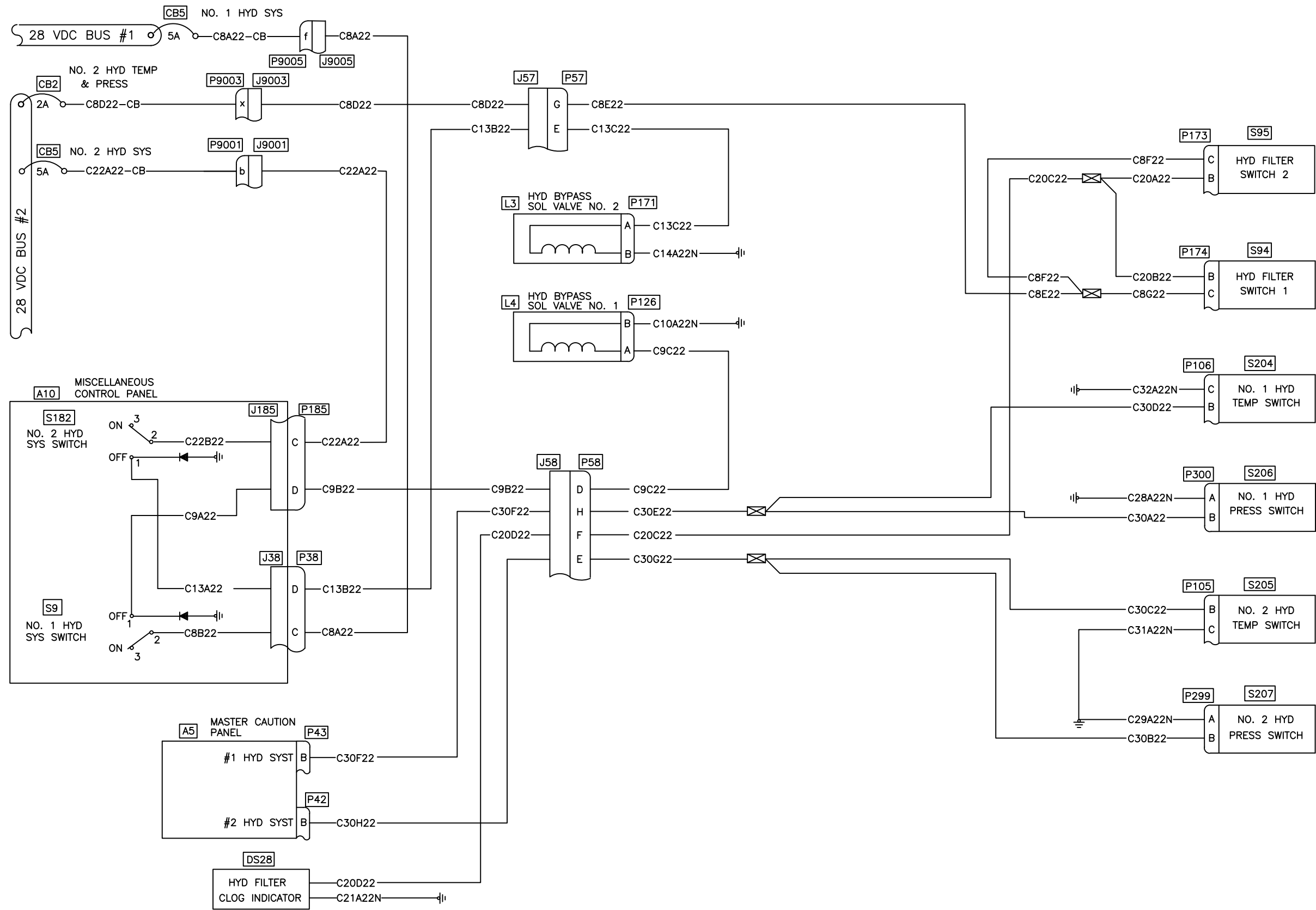

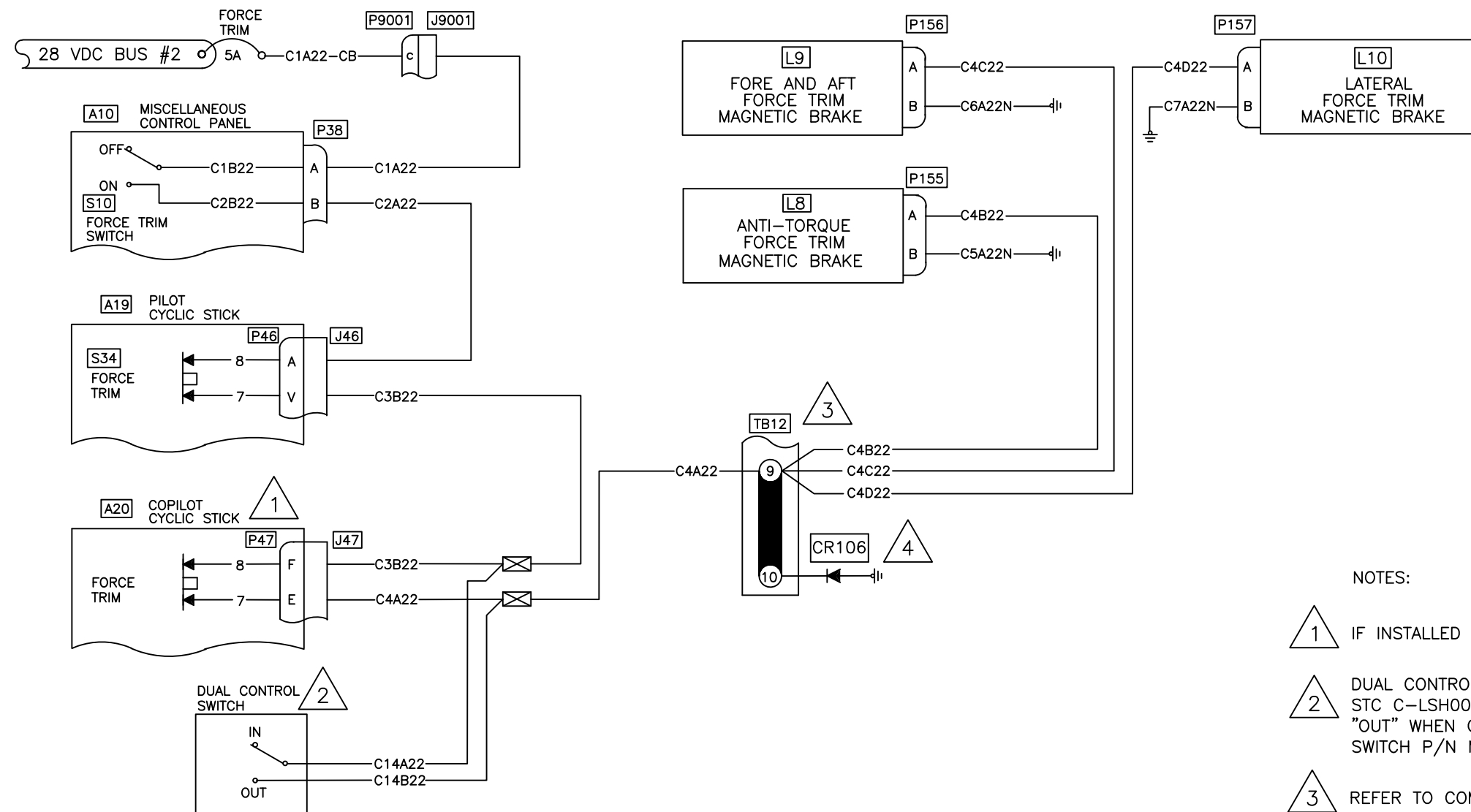


Figure 98-49S HYDRAULIC SYSTEM  
(EFFECTIVE ON ALL S/N, EXCEPT 30687, 30817 & 30599)

DESIGN	N/A	 <b>EAGLE COPTERS MAINTENANCE LTD.</b> <small>CALGARY, ALBERTA, CANADA</small>	
LW	RELEASED	DRAWING NO.	REV. F
CHECKED	MP	D212-725-2-G2	SHEET 43 OF 57
NF		TITLE	SCALE
DATE		FIGURE 98-49S	NTS
23.03.16			



NOTES:

- 1 IF INSTALLED
- 2 DUAL CONTROL SWITCH INSTALLED PER STC C-LSH00-716/D. SELECT SWITCH TO "OUT" WHEN COPILOTS CYCLIC REMOVED. SWITCH P/N MS24523-22.
- 3 REFER TO COMPONENT REPLACEMENT
- 4 USED FOR TRANSIENT SUPPRESSION

Figure 98-54S FORCE TRIM  
(EFFECTIVE ON ALL S/N, EXCEPT 30687, 30817 & 30599)

DESIGN	N/A	EAGLE COPTERS MAINTENANCE LTD. CALGARY, ALBERTA, CANADA	
LW	RELEASED	DRAWING NO.	REV. F
CHECKED	MP	D212-725-2-G2	SHEET 44 OF 57
DATE		TITLE	SCALE
23.03.16		FIGURE 98-54S	NTS

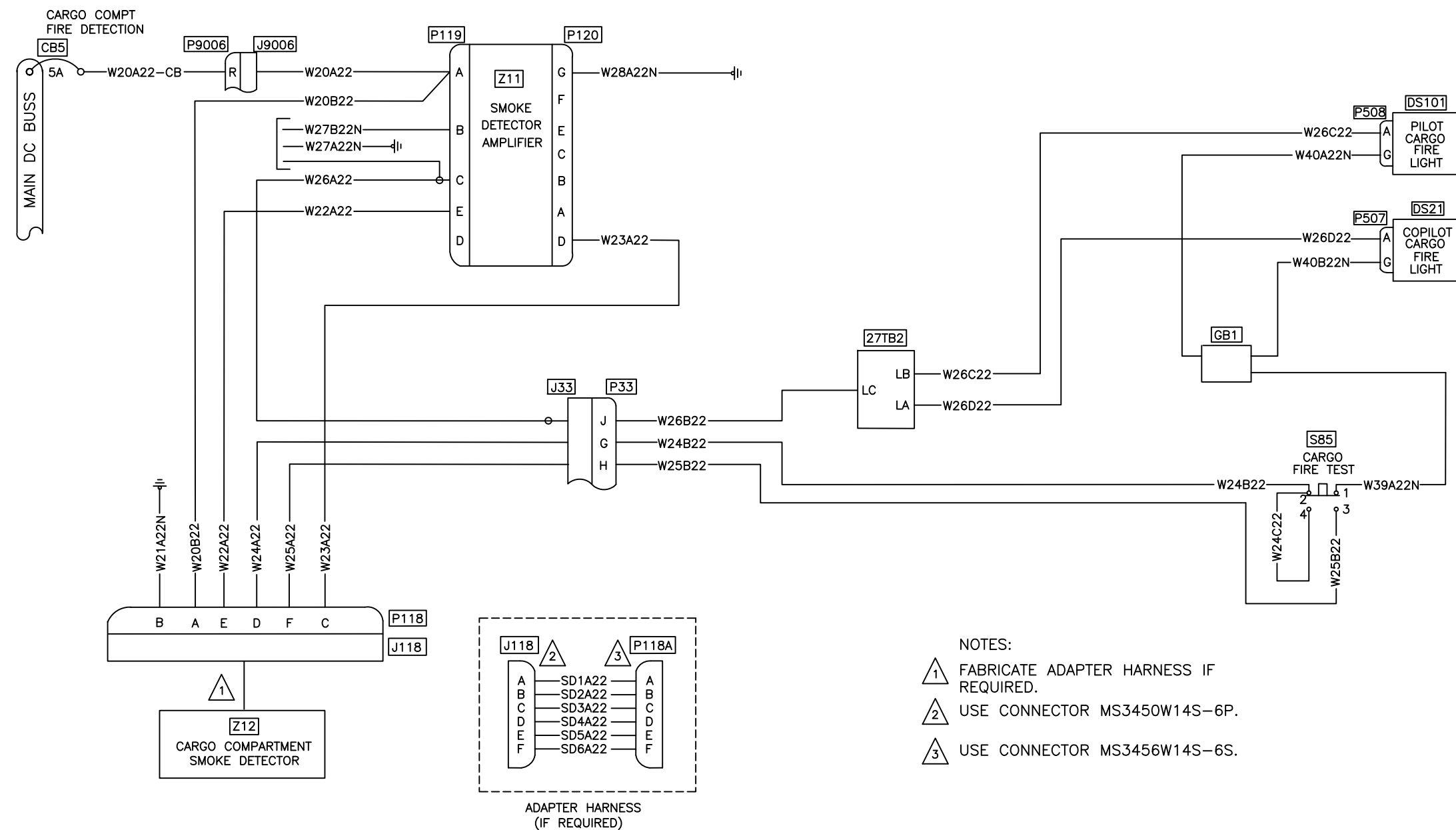

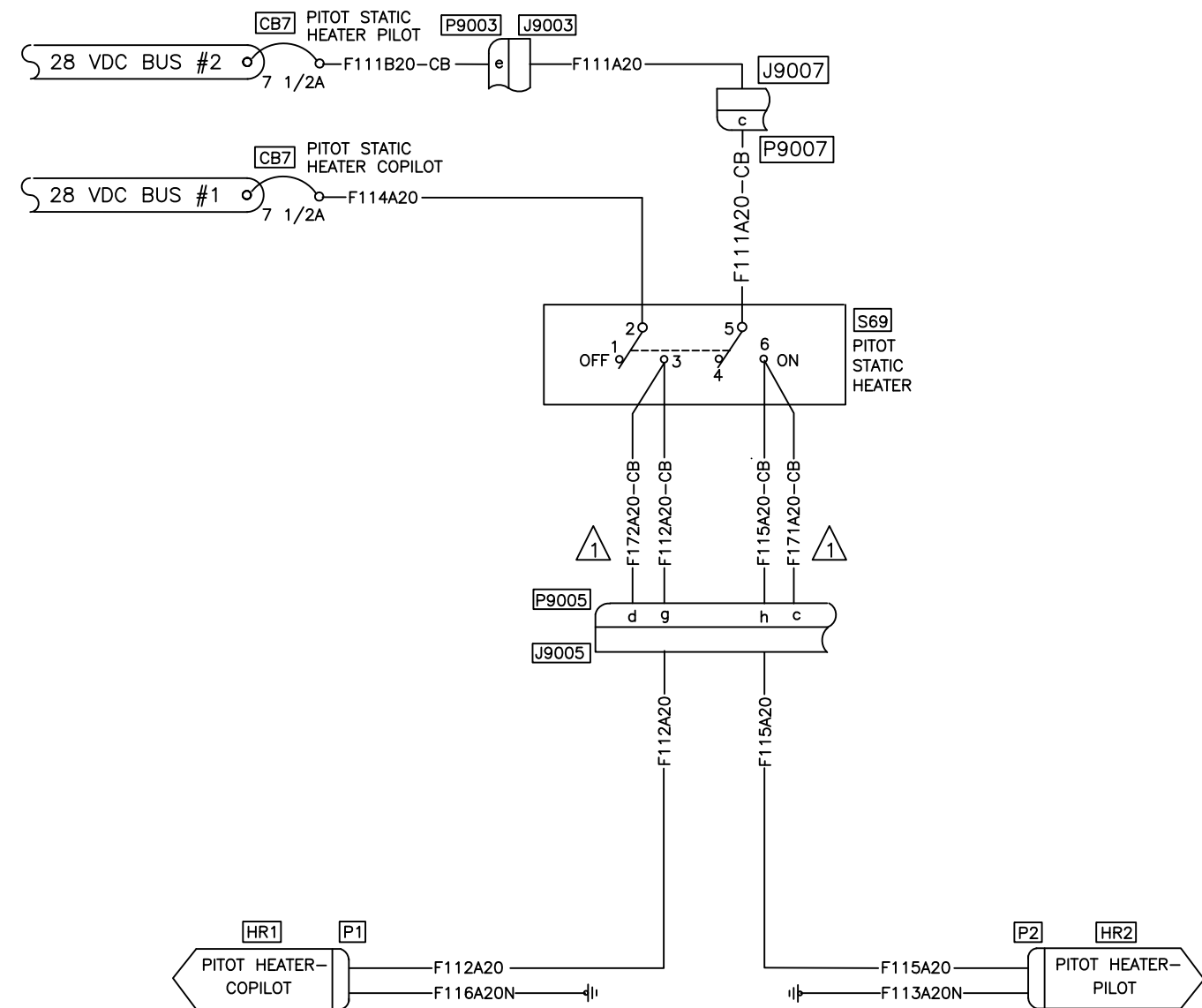


Figure 98-55S. CARGO FIRE DETECTION  
(EFFECTIVE ON ALL S/N, EXCEPT 30687, 30817 & 30599)


DESIGN	N/A	 <b>EAGLE COPTERS MAINTENANCE LTD.</b> <small>CALGARY, ALBERTA, CANADA</small>	REV. E
LW	RELEASED		
CHECKED	MP	DRAWING NO. D212-725-2-G2	SHEET 45 OF 57
DATE		TITLE	SCALE
23.01.11		FIGURE 98-55S	NTS



NOTES:

△ 1 STATIC PORT HEATER WIRING INSTALLED IN P9005 ONLY. NO WIRING INSTALLED IN J9005.

Figure 98-56S PITOT STATIC HEATERS  
(EFFECTIVE ON ALL S/N, EXCEPT 30687, 30817 & 30599)

DESIGN	N/A	 <b>EAGLE COPTERS MAINTENANCE LTD.</b> <small>CALGARY, ALBERTA, CANADA</small>	
LW	RELEASED	DRAWING NO.	REV. F
CHECKED	MP	D212-725-2-G2	SHEET 46 OF 57
NF		TITLE	SCALE
DATE		FIGURE 98-56S	NTS
23.03.16			

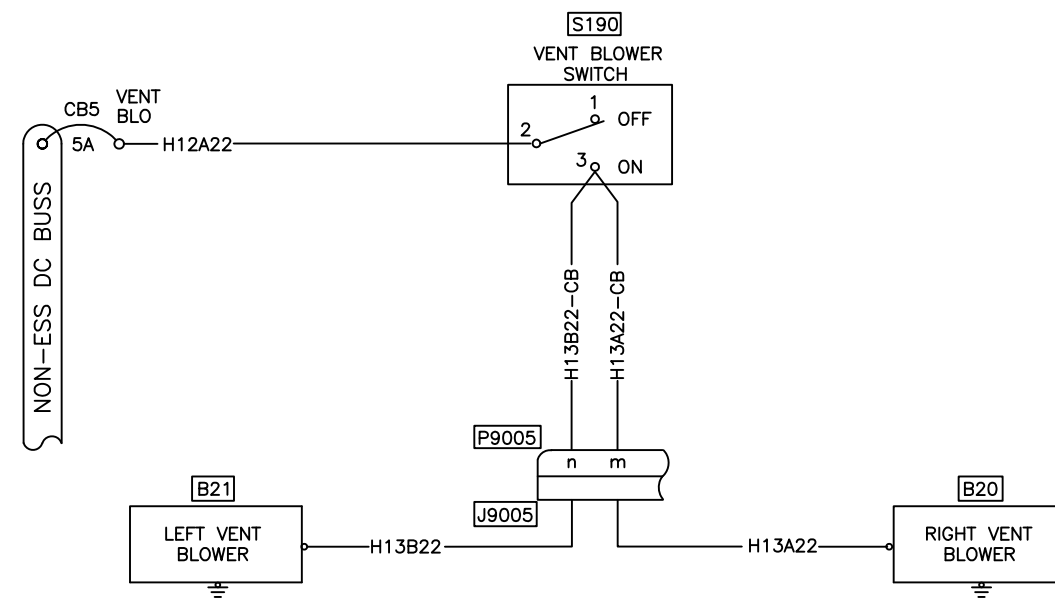

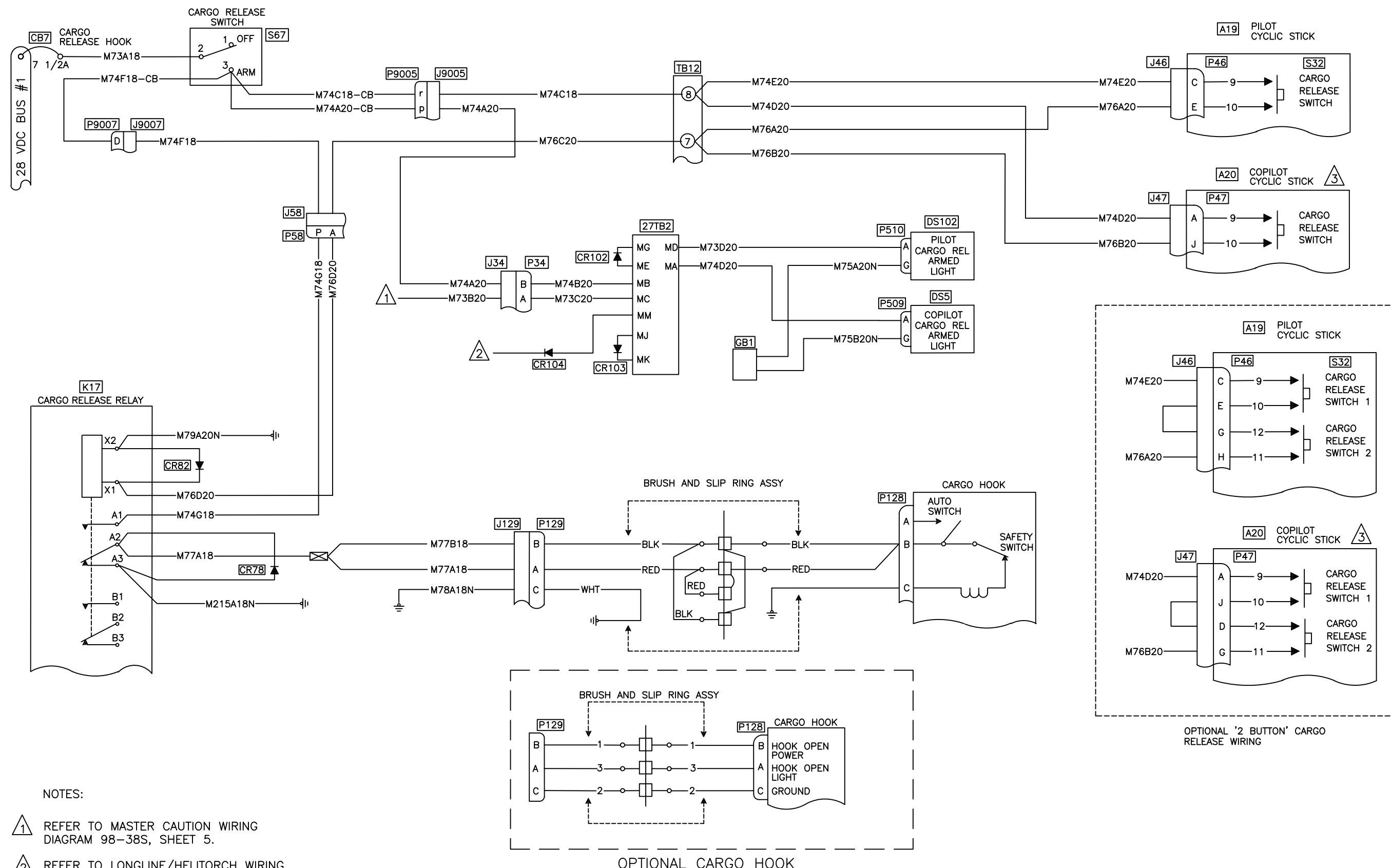


Figure 98-57S VENT BLOWERS  
(EFFECTIVE ON ALL S/N, EXCEPT 30687, 30817 & 30599)

DESIGN	N/A	 EAGLE COPTERS MAINTENANCE LTD. <small>CALGARY, ALBERTA, CANADA</small>	
LW		DRAWING NO.	REV. F
CHECKED	RELEASED	D212-725-2-G2	SHEET 47 OF 57
NF	MP		
DATE		TITLE	SCALE
23.03.16		FIGURE 98-57S	NTS



NOTES:

- ① REFER TO MASTER CAUTION WIRING DIAGRAM 98-38S, SHEET 5.
- ② REFER TO LONGLINE/HELITORCH WIRING DIAGRAM
- ③ IF COPILOT CYCLIC INSTALLED.

Figure 98-59S. CARGO RELEASE  
(EFFECTIVE ON ALL S/N, EXCEPT 30687, 30817 & 30599)

DESIGN	N/A	EAGLE COPTERS MAINTENANCE LTD. <small>CALGARY, ALBERTA, CANADA</small>	
LW	RELEASED	DRAWING NO.	REV. E
CHECKED	MP	D212-725-2-G2	SHEET 48 OF 57
DATE		TITLE	SCALE
23.01.11		FIGURE 98-59S	NTS

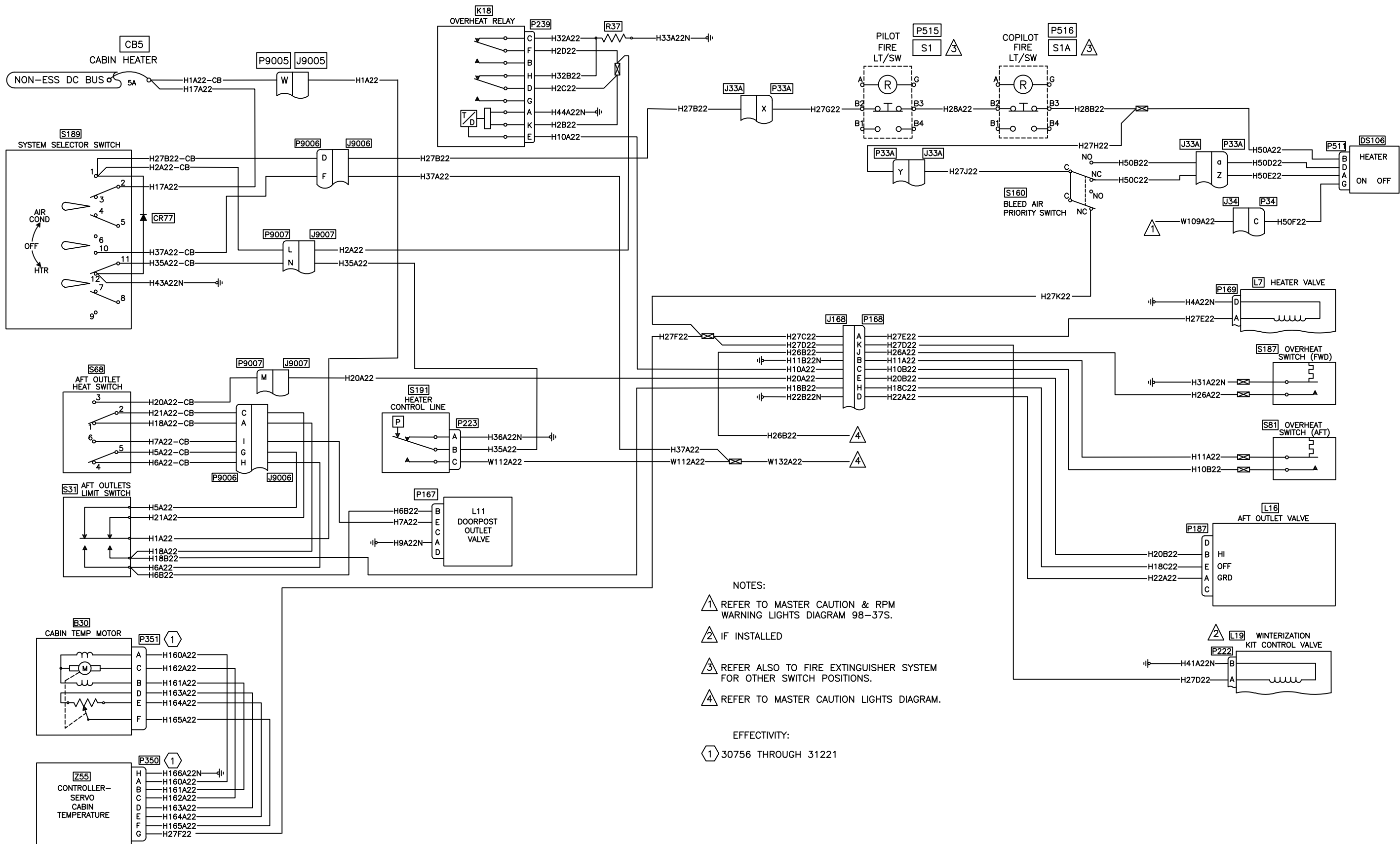



Figure 98-60S HEATER/AIR CONDITIONER  
(EFFECTIVE ON ALL S/N, EXCEPT 30687, 30817 & 30599)

DESIGN	N/A	 <b>EAGLE COPTERS MAINTENANCE LTD.</b> <small>CALGARY, ALBERTA, CANADA</small>	
LW	RELEASED	DRAWING NO.	REV. F
CHECKED	MP	D212-725-2-G2	SHEET 49 OF 57
DATE		TITLE	SCALE
23.03.16		FIGURE 98-60S	NTS

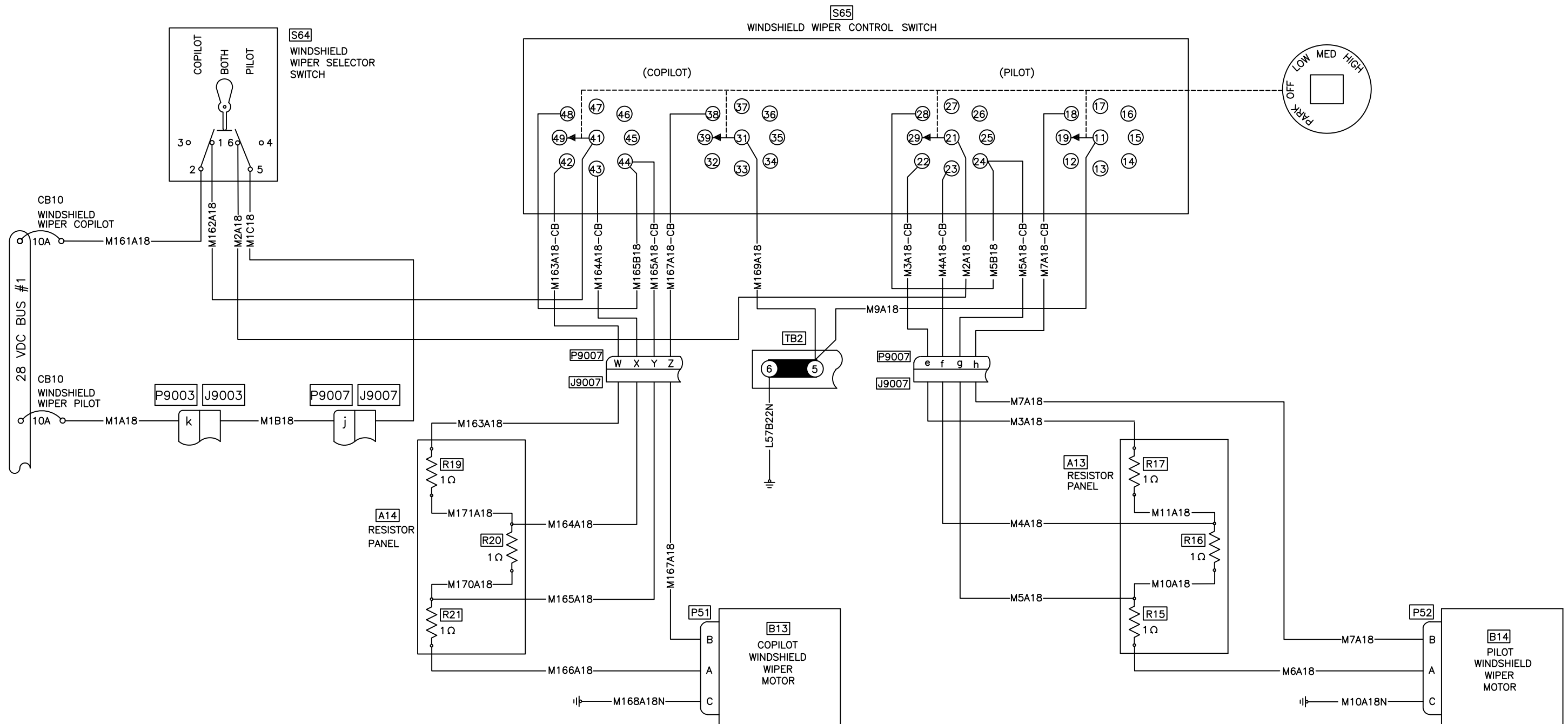



Figure 98-61S. WINDSHIELD WIPERS  
(EFFECTIVE ON ALL S/N, EXCEPT 30687, 30817 & 30599)

DESIGN	N/A	 <b>EAGLE COPTERS MAINTENANCE LTD.</b> <small>CALGARY, ALBERTA, CANADA</small>	REV. E
LW	RELEASED		
CHECKED	MP	DRAWING NO. D212-725-2-G2	SHEET 50 OF 57
DATE		TITLE	SCALE
23.01.11		FIGURE 98-61S	NTS



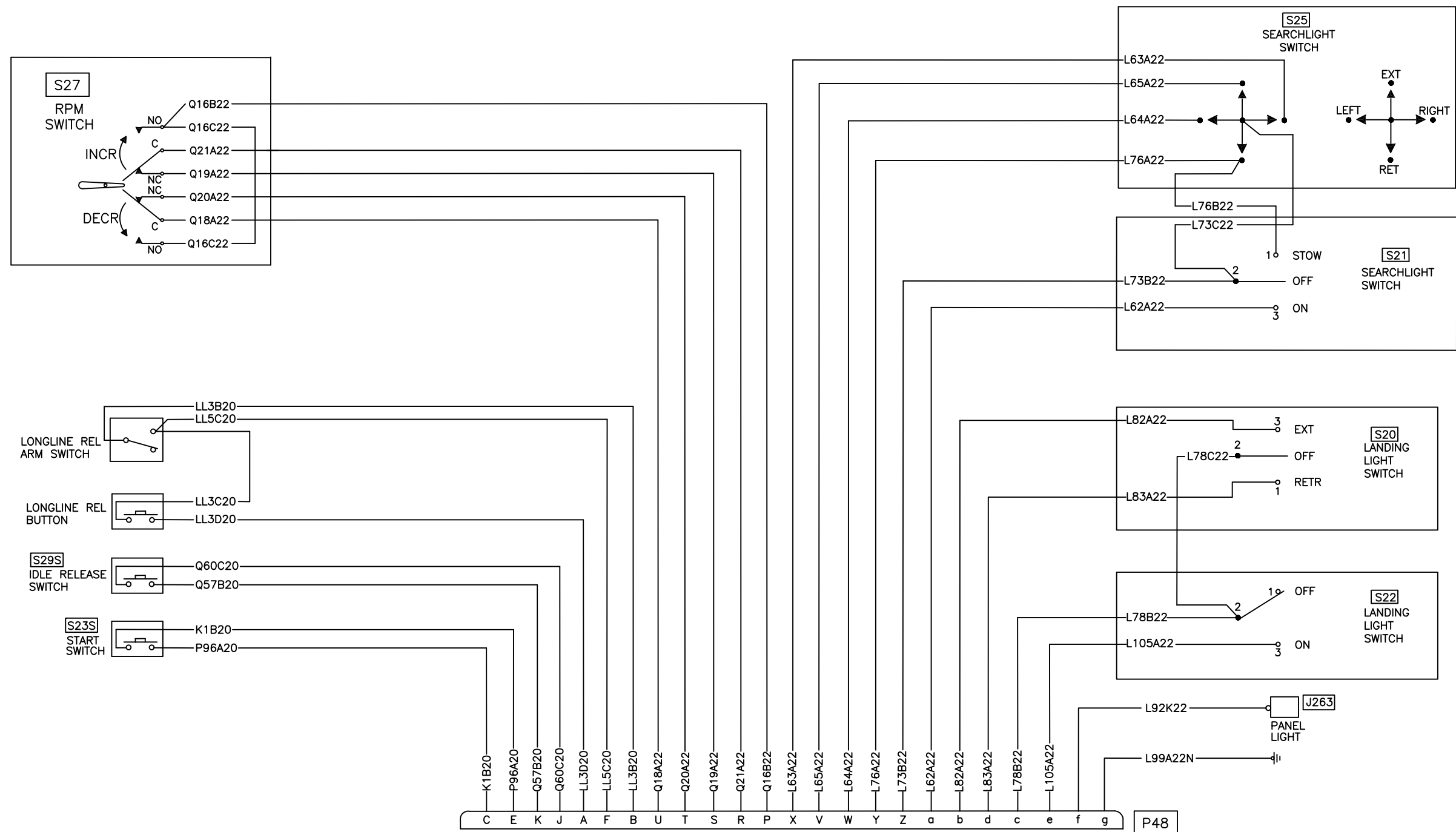


Figure 98-62S PILOT COLLECTIVE STICK WIRING  
(EFFECTIVE ON ALL S/N, EXCEPT 30687, 30817 & 30599)

DESIGN	N/A	EAGLE COPTERS MAINTENANCE LTD. CALGARY, ALBERTA, CANADA	
LW	RELEASED	DRAWING NO.	REV. F
CHECKED	MP	D212-725-2-G2	SHEET 51 OF 57
NF		TITLE	SCALE
DATE		FIGURE 98-62S	NTS
23.03.16			

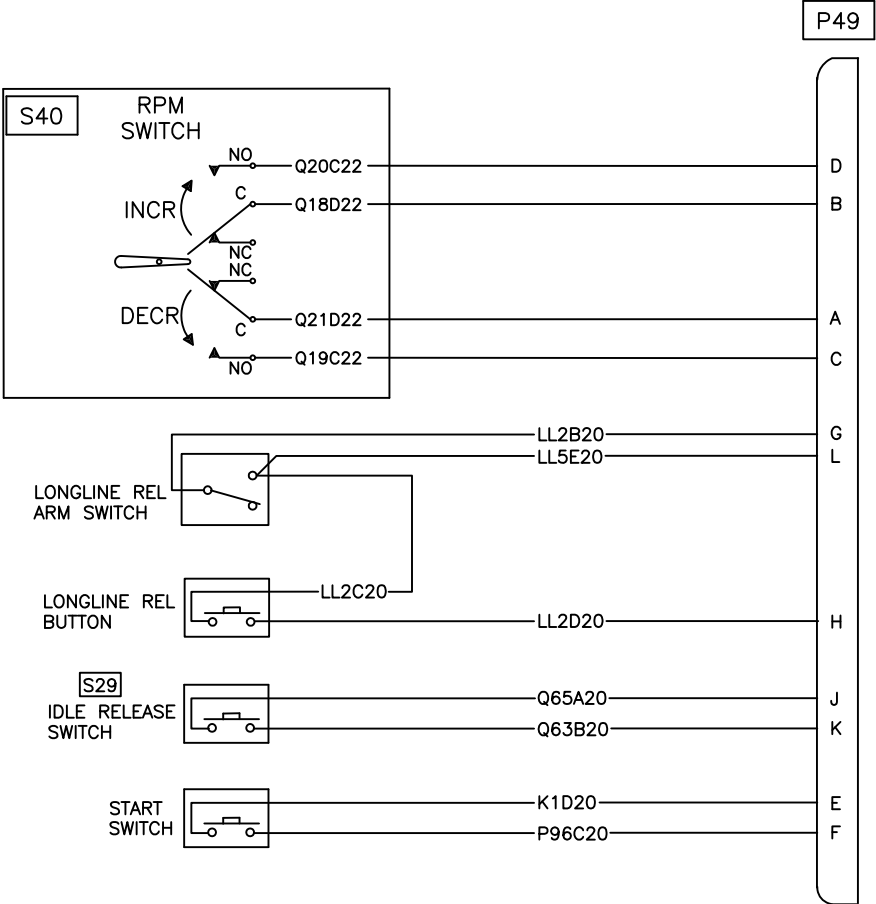
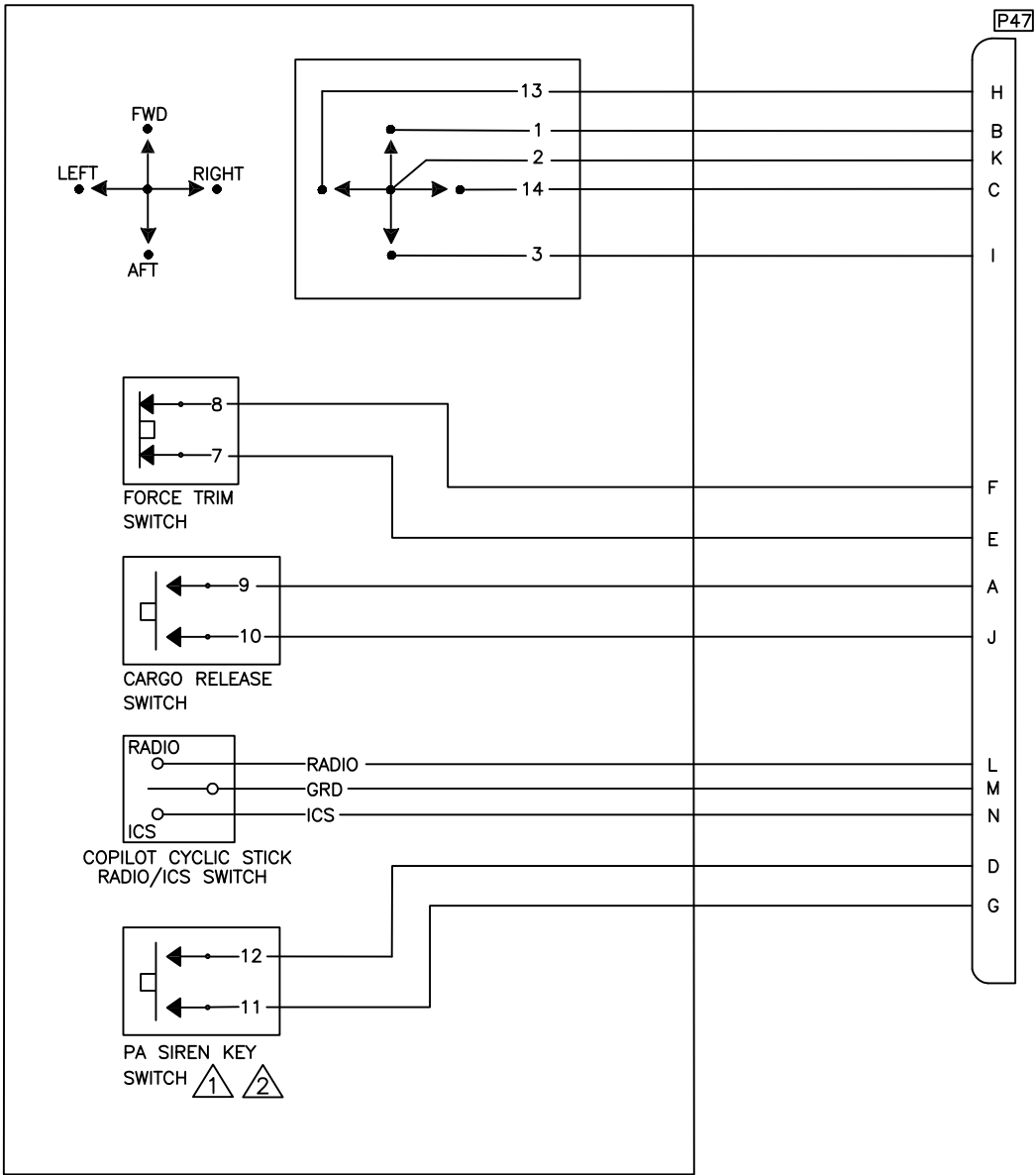
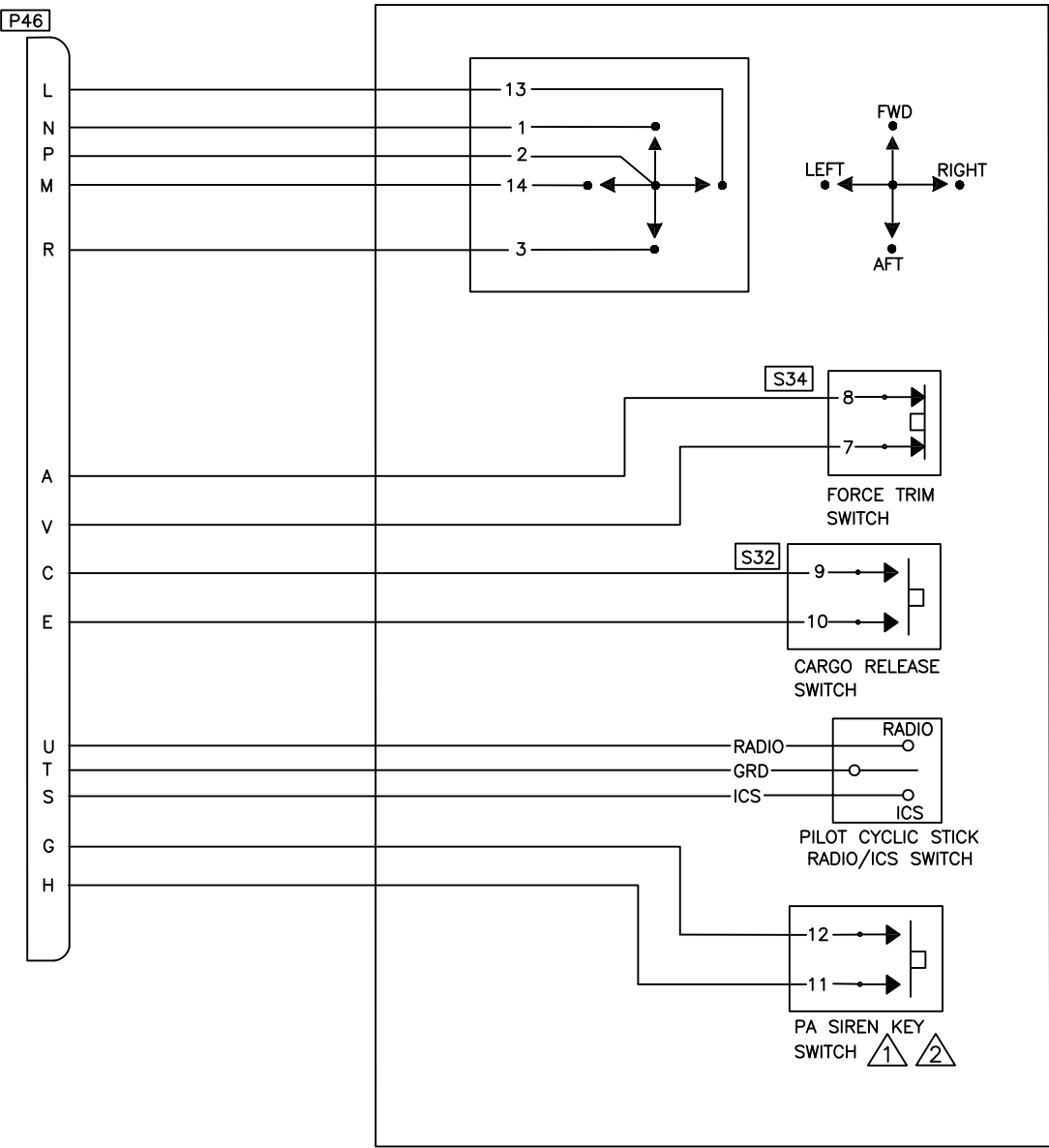


Figure 98-63S COPILOT COLLECTIVE STICK WIRING  
(IF INSTALLED)  
(EFFECTIVE ON ALL S/N, EXCEPT 30687, 30817 & 30599)

DESIGN	N/A	EAGLE COPTERS MAINTENANCE LTD. <small>CALGARY, ALBERTA, CANADA</small>	
LW		DRAWING NO.	REV. F
CHECKED	RELEASED	D212-725-2-G2	SHEET 52 OF 57
NF	MP		
DATE		TITLE	SCALE
23.03.16		FIGURE 98-63S	NTS



COPILOT's CYCLIC STICK

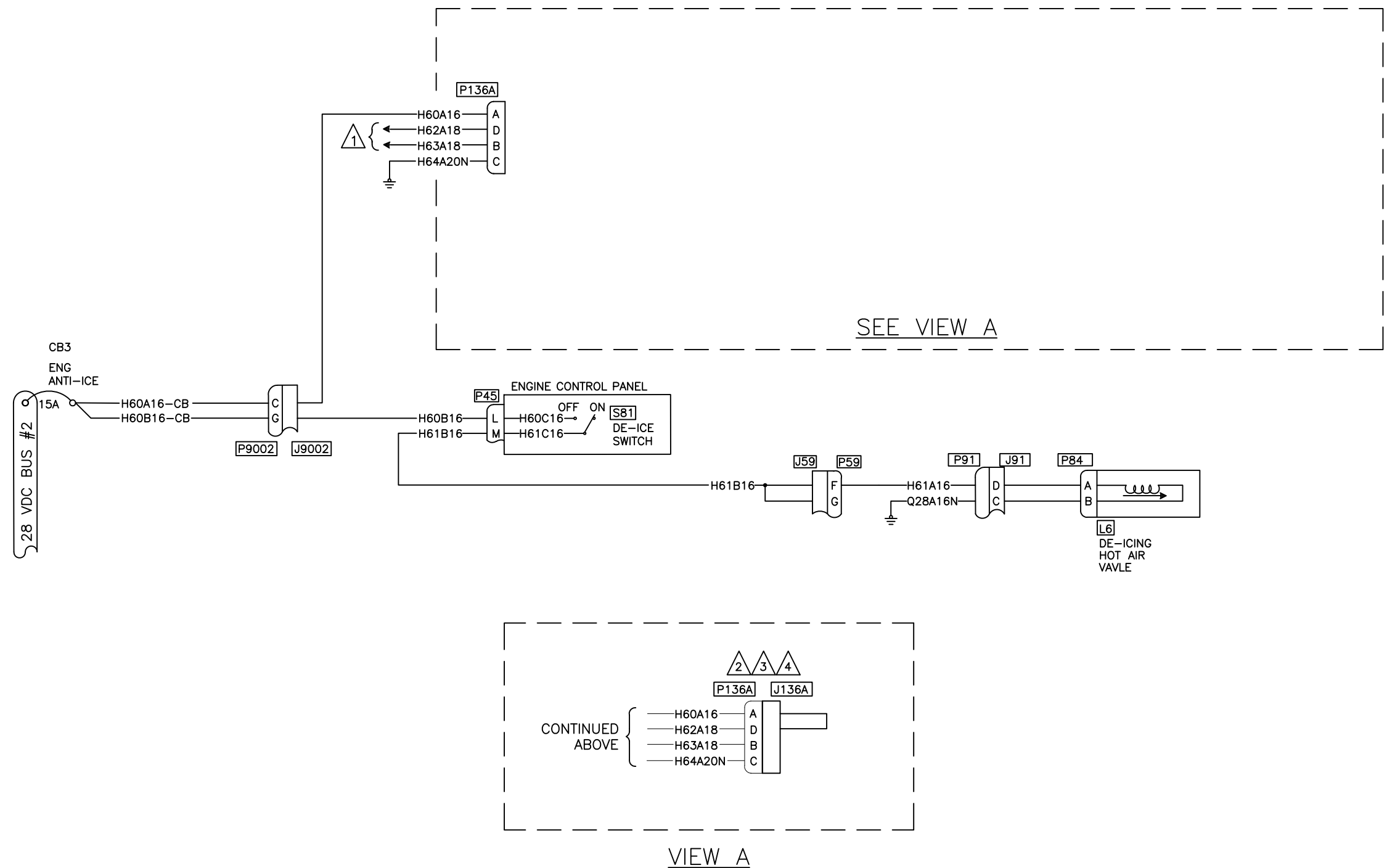


PILOT's CYCLIC STICK

- NOTES:
- ① IF INSTALLED
  - ② MAY ALSO BE USED AS SECOND CARGO RELEASE SWITCH. PA SIREN KEY IS THEN MOVED TO 'LEFT' ON CHINA HAT SWITCH.

Figure 98-64S PILOT's & COPILOT's CYCLIC STICK WIRING DIAGRAM  
(EFFECTIVE ON ALL S/N, EXCEPT 30687, 30817 & 30599)

DESIGN	N/A	EAGLE COPTERS MAINTENANCE LTD. CALGARY, ALBERTA, CANADA	
LW	RELEASED	DRAWING NO.	REV. F
CHECKED	MP	D212-275-2-G2	SHEET 53 OF 57
NF		TITLE	SCALE
DATE		FIGURE 98-64S	NTS
23.03.16			

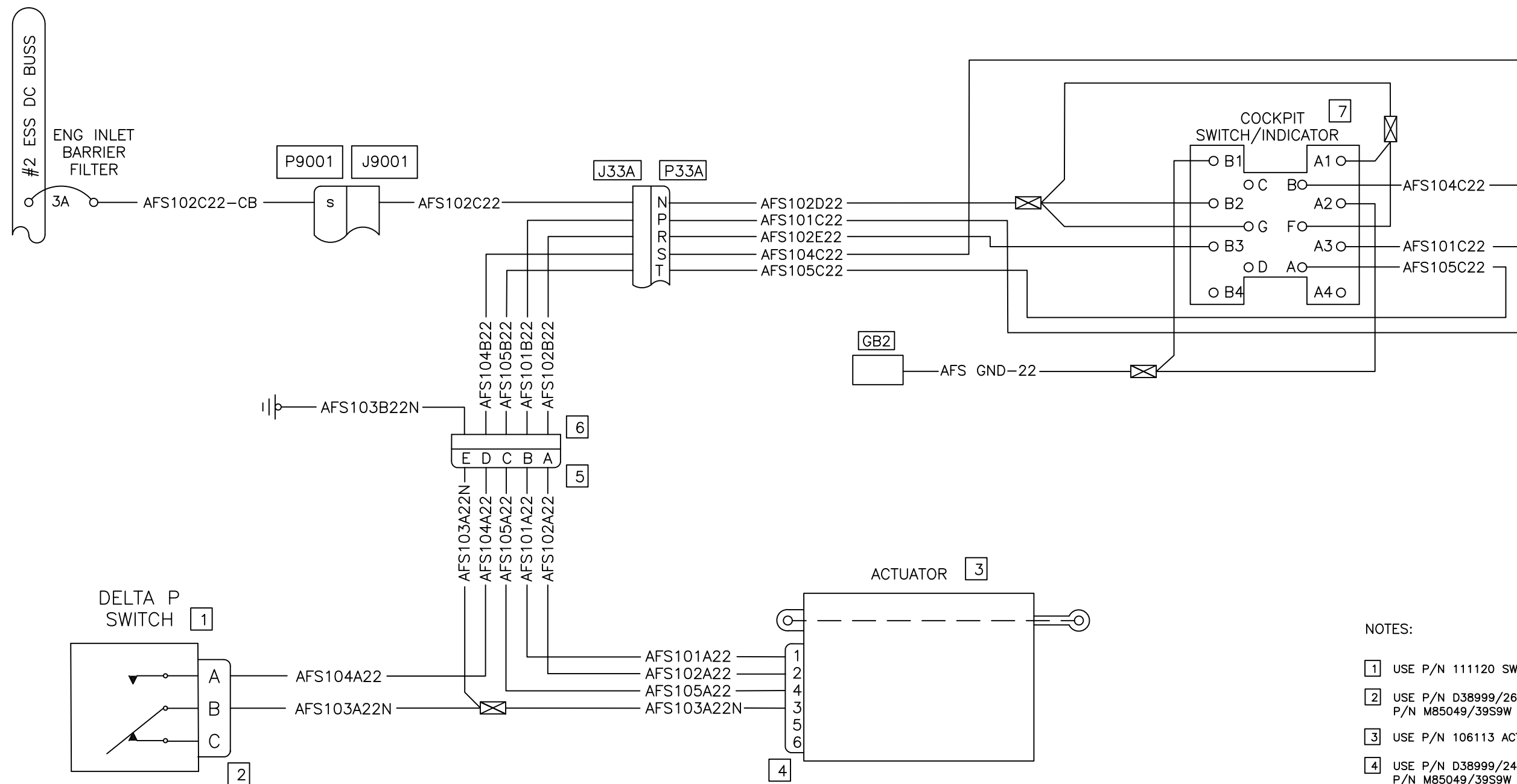


NOTES:

- 1 REFER TO MASTER CAUTION DIAGRAM 98-38S, SHEET 2
- 2 WIRING PROVISIONS ONLY
- 3 IF ICE DETECTION SYSTEM IS INSTALLED MASTER CAUTION PANEL P/N: D212-725-7-017 MUST BE USED.
- 4 IF ICE DETECTION SYSTEM IS NOT INSTALLED MASTER CAUTION PANEL P/N: D212-725-7-017 OR D212-725-7-019/-021 MAY BE USED.

Figure 98-65S. ENGINE ANTI-ICING  
(EFFECTIVE ON ALL S/N, EXCEPT 30687, 30817 & 30599)

DESIGN	N/A	EAGLE COPTERS MAINTENANCE LTD. CALGARY, ALBERTA, CANADA	
LW	RELEASED	DRAWING NO.	REV. E
CHECKED	MP	D212-725-2-G2	SHEET 54 OF 57
DATE		TITLE	SCALE
23.01.11		FIGURE 98-65S	NTS



NOTES:

- 1 USE P/N 111120 SWITCH
- 2 USE P/N D38999/26WA98SA CONNECTOR AND P/N M85049/39S9W BACKSHELL
- 3 USE P/N 106113 ACTUATOR
- 4 USE P/N D38999/24WA35SN CONNECTOR AND P/N M85049/39S9W BACKSHELL
- 5 USE P/N D38999/26WB5PN CONNECTOR AND P/N M85049/39S9W BACKSHELL
- 6 USE P/N D38999/20WB5SN CONNECTOR AND P/N M85049/39S9W BACKSHELL
- 7 USE P/N LED-42-25-BB-31493 SWITCH/INDICATOR AND 18-200 CONNECTOR SUPPLIED WITH KIT

Figure 98-66S AFS INLET BARRIER FILTER SYSTEM  
(IF INSTALLED PER SH07-49)  
(EFFECTIVE ON ALL S/N, EXCEPT 30687, 30817 & 30599)

THIS DOCUMENT CONTAINS INFORMATION OF A PROPRIETARY NATURE WHICH IS THE PROPERTY OF AEROSPACE FILTRATION SYSTEMS INC. CHANGES HAVE BEEN MADE TO ILLUSTRATE ADDITIONAL CONNECTORS AS INSTALLED IN EAGLE 'SINGLE'

DESIGN	N/A	EAGLE COPTERS MAINTENANCE LTD. CALGARY, ALBERTA, CANADA	
LW	RELEASED	DRAWING NO.	REV. F
CHECKED	MP	D212-725-2-G2	SHEET 55 OF 57
DATE		TITLE	SCALE
23.03.16		FIGURE 98-66S	NTS

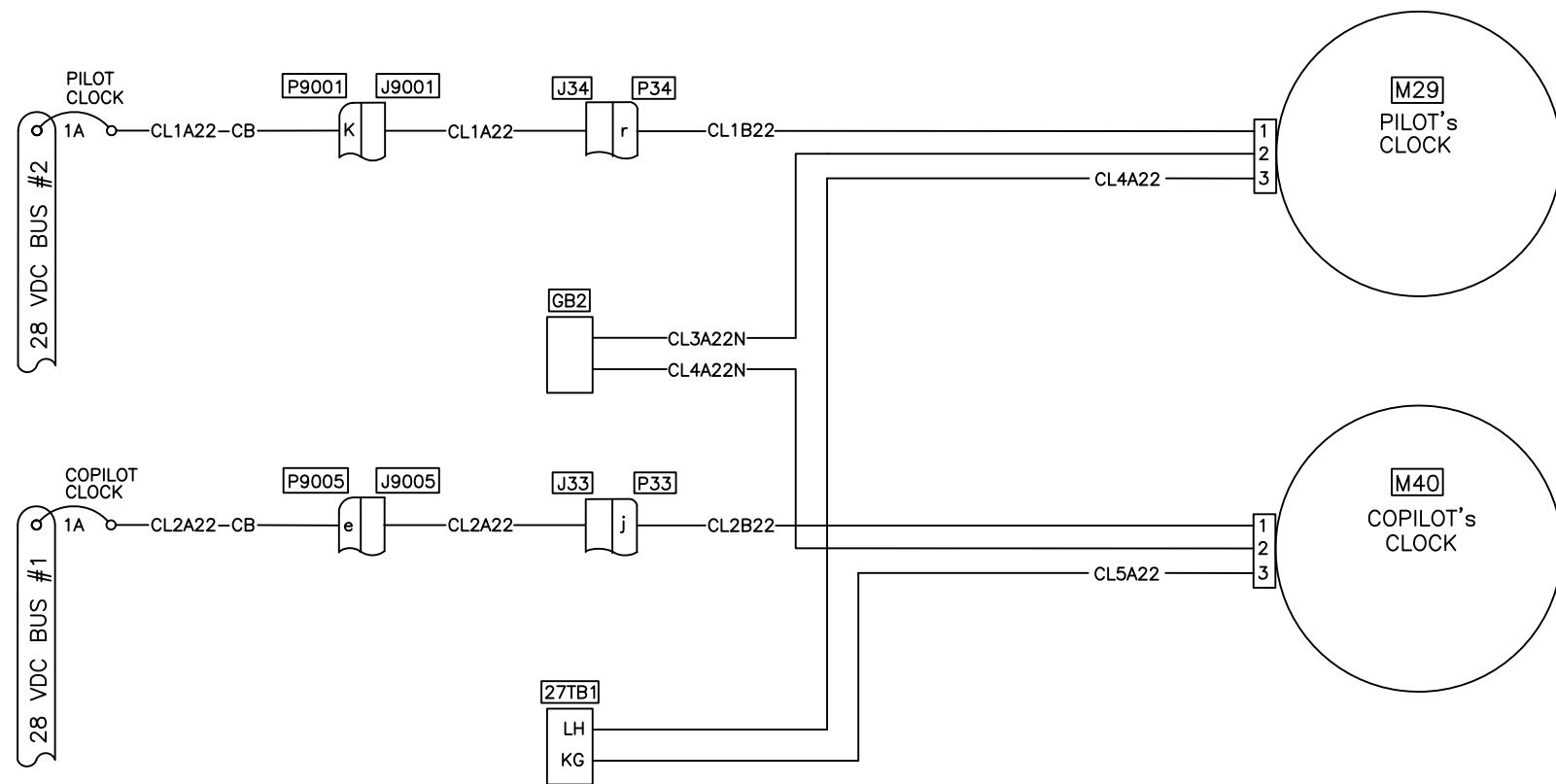



Figure 98-67S. PILOT AND COPILOT CLOCKS  
(EFFECTIVE ON ALL S/N, EXCEPT 30687, 30817 & 30599)

DESIGN	N/A	 <b>EAGLE COPTERS MAINTENANCE LTD.</b> <small>CALGARY, ALBERTA, CANADA</small>	
LW			
CHECKED	RELEASED	DRAWING NO.	REV. E
NF	MP	D212-725-2-G2	SHEET 56 OF 57
DATE		TITLE	SCALE
23.01.11		FIGURE 98-67S	NTS

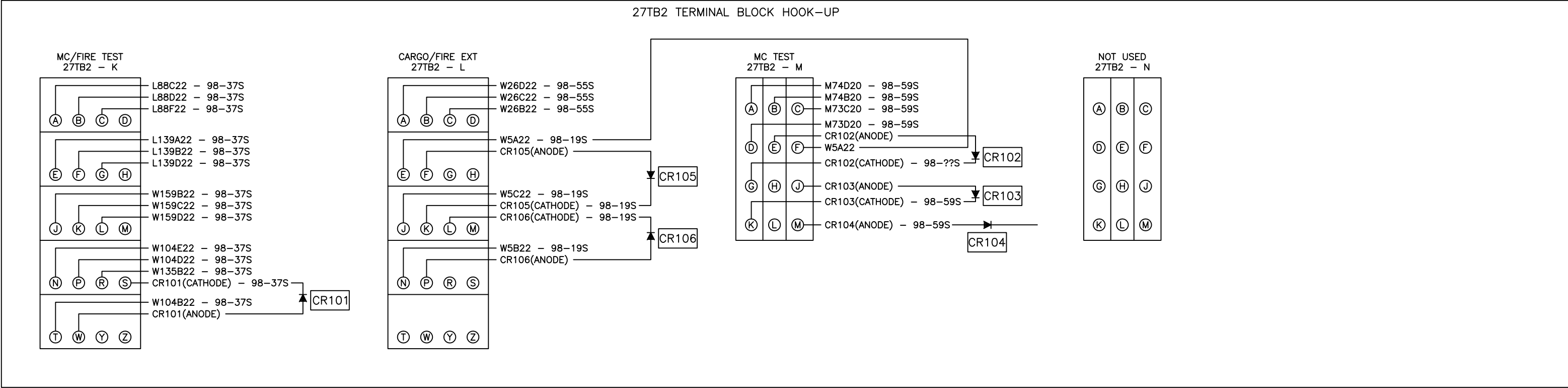
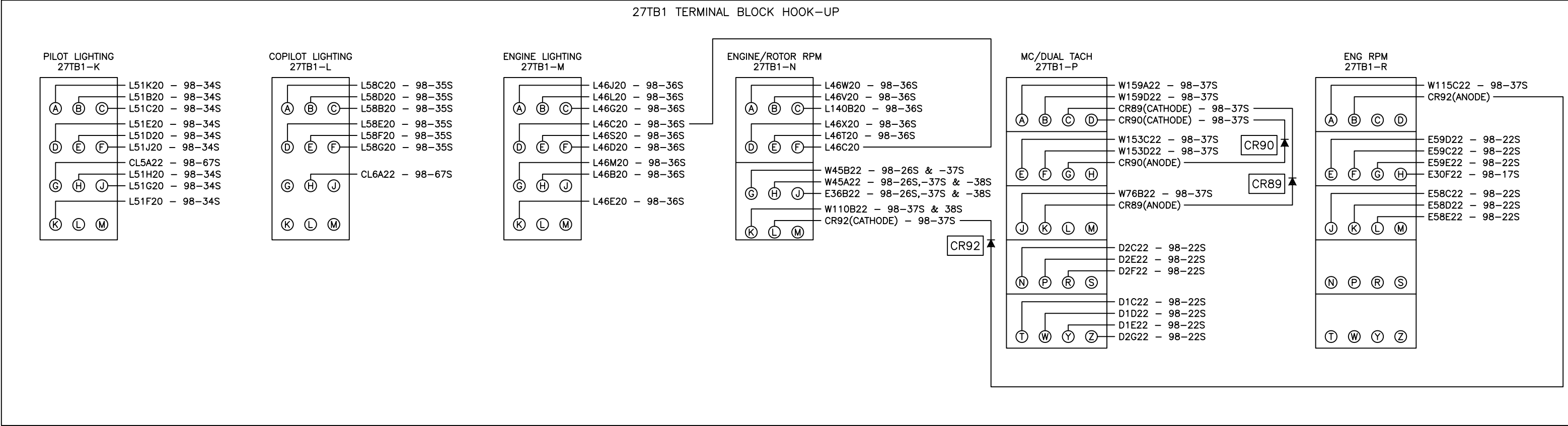



Figure 98-68S. TERMINAL BLOCK HOOKUP  
(EFFECTIVE ON ALL S/N, EXCEPT 30687, 30817 & 30599)

DESIGN	N/A	 <b>EAGLE</b> EAGLE COPTERS MAINTENANCE LTD. CALGARY, ALBERTA, CANADA	DRAWING NO. D212-725-2-G2	REV. F SHEET 57 OF 57
LW	RELEASED			
CHECKED	MP			
NF				
DATE	23.03.16			
		TITLE	SCALE	
		FIGURE 98-68S	NTS	