

REV	DESCRIPTION	DATE
A	NEW ISSUE	09-09-2021
B	RENAMED TCAS. ADDED -013 CONFIG WITH NO DME INSTALLED	14-01-2023
C	ADDED -015 CONFIGURATION WITH NO DME INSTALL	12-02-2024
D	UPDATED -015 CONFIGURATION TO CORRECT ETHERNET COLOR CODING AND AUDIO MIXER CONNECTION	20-08-2024
E	INCORPORATED ECN-212-038. ADDED -017 CONFIGURATION. ADDED ITEM 13 TO BOM	15-08-2025

\_\_\_\_\_ NEW WIRE / UNIT  
 - - - - - EXISTING WIRE / UNIT

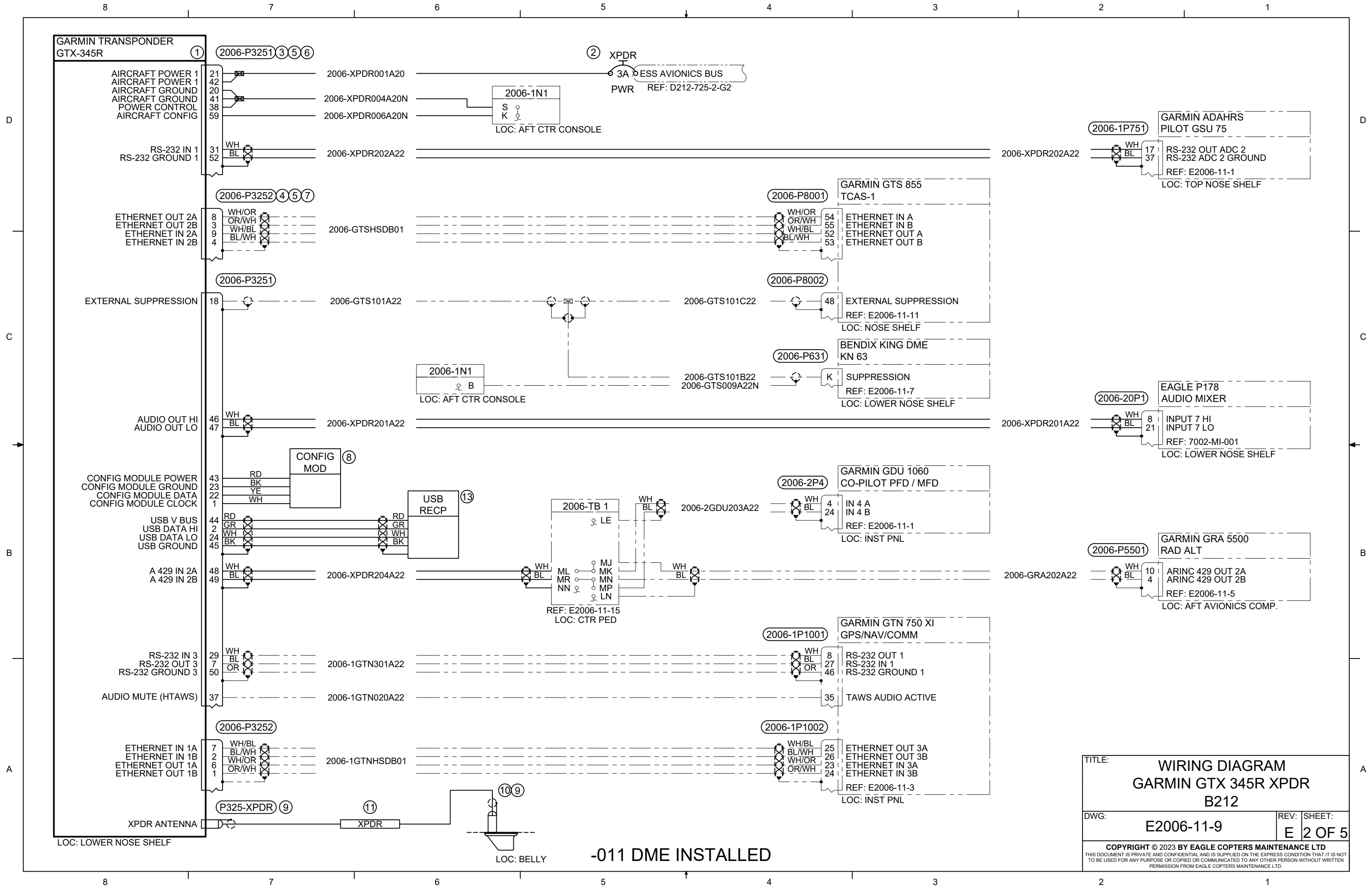
**NOTES:**

- PERFORM ALL WORK IN ACCORDANCE WITH BELL HELICOPTER STANDARD PRACTICES MANUAL BHT-ELEC-SPM.
- ALL NEW UNSHIELDED WIRE USE M22759/41-(XX)-9 OR EQUIVALENT TYPE WIRE. (M22759/41-(XX)-9 IS NOT INTENDED TO BE USED IN SOLDER APPLICATIONS, SOLDERABILITY CAN BE ACHIEVED WITH THE PROPER SOLDER. USE CRIMP SPLICES FOR REPAIR). ALL WIRES 22 AWG UNLESS OTHERWISE SPECIFIED BY WIRE CODE. ALL JUMPERS TO BE LESS THAN 6 INCHES.
- ALL NEW SHIELDED WIRE USE M27500-(XX)SM(X)N23 OR EQUIVALENT TYPE WIRE. (M27500-(XX)SM(X)N23 IS NOT INTENDED TO BE USED IN SOLDER APPLICATIONS, SOLDERABILITY CAN BE ACHIEVED WITH THE PROPER SOLDER. USE CRIMP SPLICES FOR REPAIR). SOLDER SLEEVES SHALL USE SN96 SOLDER, USE P/N S200-X-00 OR EQUIVALENT.
- ALL SHIELD TERMINATIONS SHALL BE INSTALLED PER MIL-S-83519 OR EQUIVALENT. SHIELD TERMINATIONS SHOWN AS "DAISY-CHAINED" ARE FOR DRAWING CLARITY ONLY. INDIVIDUAL SHIELD EXTENSIONS SHALL BE SPLICED AT A COMMON TIE POINT TO THE TERMINATING WIRES. THE BACK SHELL OR AIRFRAME GROUND MAY BE USED.
- ALL AIRFRAME GROUNDS SHALL BE VIA AMP LUG OR GROUNDING BLOCK AND PROVIDE SEPARATE GROUND STUD LOCATIONS FOR DC POWER GROUNDS, AC POWER GROUNDS, CHASSIS GROUNDS, SIGNAL GROUNDS AND SHIELD GROUNDS.
- ALL EQUIPMENT BONDING TO ADJACENT AIRFRAME STRUCTURE TO BE 0.0025 OHM OR LESS. ALL ELECTRICAL GROUNDING AND BONDING TO BE INSTALLED IN ACCORDANCE WITH THE LATEST REVISION OF BHT-ELEC-SPM CHAPTER 8.
- ALL TERMINALS TO BE INSTALLED IN ACCORDANCE WITH THE LATEST REVISION OF BHT-ELEC-SPM CHAPTER 4 PARAGRAPH 4-9.
- ALL CONNECTORS TO BE INSTALLED IN ACCORDANCE WITH THE LATEST REVISION OF BHT-ELEC-SPM CHAPTER 5. ENSURE ALL UNUSED CONNECTOR CONTACTS ARE FILLED WITH SPARE PINS/SOCKETS OR PLASTIC GROMMET SEALING PLUGS. ENSURE ALL BULKHEAD MOUNTED CONNECTORS ARE PROPERLY BONDED TO AIRFRAME.
- ENSURE ALL SWITCHES, CIRCUIT BREAKERS, AND REMOTE MOUNTED BOXES ARE LABELED WITH A CONSISTENT SIZE, FONT, COLOR, BACKGROUND AND ARE ILLUMINATED CONSISTENT AS EXISTING LABELS.
- ROUTE ALL WIRES AND CABLES WITH EXISTING WIRE ROUTES WHERE POSSIBLE AND CLAMP IN ACCORDANCE WITH THE LATEST REVISION OF BHT-ELEC-SPM CHAPTER 6. WIRES MUST BE ROUTED WITH A MINIMUM OF 6 INCHES OF SEPARATION FROM OXYGEN AND FLUID LINES (MIN 2 INCHES IF WIRES IN CONDUIT).
- INSTALL SYSTEM IN ACCORDANCE WITH THE LATEST REVISION OF THE MANUFACTURERS INSTALLATION MANUAL.
- LOWERCASE LETTER CONNECTOR PIN DESIGNATORS ARE SHOWN AS UNDERLINED UPPERCASE LETTERS.
- INCLUDED IN KIT PN: 011-02977-01.
- INCLUDED IN GTX 345R, VERTICAL MOUNT KIT PN: 010-01217-07.
- THE CUMULATIVE COAX CABLE LENGTH BETWEEN LRU AND ANTENNA NOT TO EXCEED 10 FT.
- POWER WIRES NOT TO EXCEED 30 FT.
- CAP AND STOW UNUSED WIRES IN ACCORDANCE WITH THE LATEST REVISION OF BHT-ELEC-SPM.

14	1	1	1	1	13	011-01782-00	USB-B RECEPTACLE	GARMIN	
	2	2			12	112514	CONNECTOR, BNC	AMPHENOL	
	AR	AR	AR	AR	11	M17/60-RG142	CABLE, COAX	PIC	
	1	1	1	1	10	CI-105	ANTENNA, TRANSPONDER	COMANT	
			2	2	9	190112	CONNECTOR, BNC	TE CONNECTIVITY	
14	1	1	1	1	8	011-00979-03	KIT, CONFIGURATION MODULE	GARMIN	
14	13	1	1	1	7	125-00081-00	BACKSHELL	GARMIN	
14	13	1	1	1	6	125-00084-00	BACKSHELL	GARMIN	
14	13	AR	AR	AR	AR	5	336-00021-00	CONTACT, PIN	GARMIN
14	13	1	1	1	4	330-00185-15	CONNECTOR, PLUG	GARMIN	
14	13	1	1	1	3	330-00185-62	CONNECTOR, PLUG	GARMIN	
	1	1	1	1	2	MS22073-3	CIRCUIT BREAKER, 3A		
14		1	1	1	1	011-03303-01	TRANSPONDER, GTX 345R	GARMIN	
						-017	GTX 345R INSTALLATION W/ GI 275 & GTN 750		
						-015	NO DME INSTALLED, GTN 750 ON INST PNL		
						-013	NO DME INSTALLED		
						-011	DME INSTALLED		
	-017 QTY	-015 QTY	-013 QTY	-011 QTY	ITEM	PART NUMBER	DESCRIPTION	REMARKS	

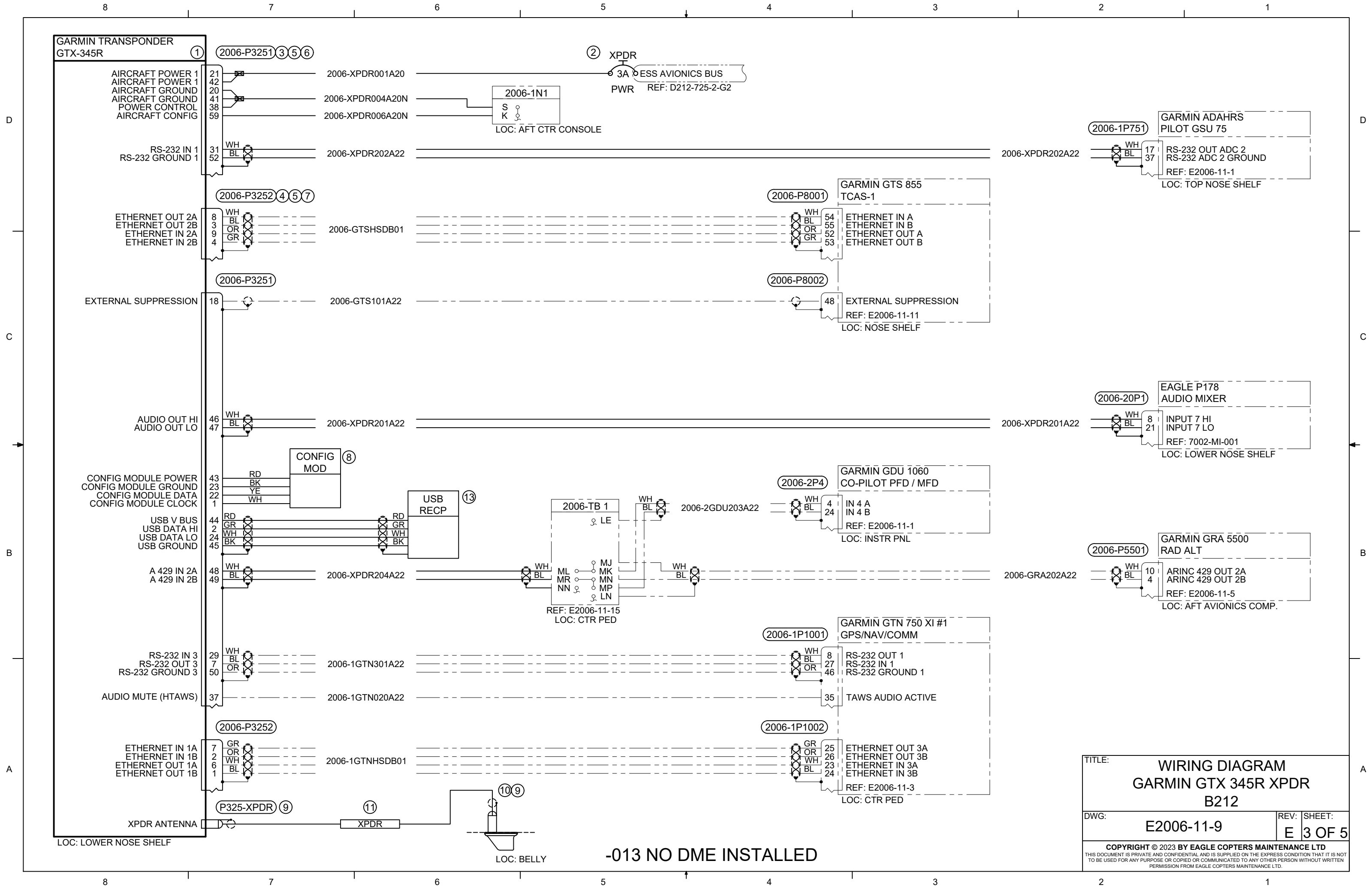
**BILL OF MATERIALS**

PREPARED	gs	 <p>COPYRIGHT ©2023 BY EAGLE COPTERS MAINTENANCE LTD THIS DOCUMENT IS PRIVATE AND CONFIDENTIAL AND IS SUPPLIED ON THE EXPRESS CONDITION THAT IT IS NOT TO BE USED FOR ANY PURPOSE OR COPIED OR COMMUNICATED TO ANY OTHER PERSON WITHOUT WRITTEN PERMISSION FROM EAGLE COPTERS MAINTENANCE LTD.</p>
REVIEWED	ds	
RELEASED	RP	
SCALE:	NTS	
TITLE:		<b>WIRING DIAGRAM</b> <b>GARMIN GTX 345R XPDR</b> <b>B212</b>
DWG:		<b>E2006-11-9</b>
REV:	E	SHEET:
		<b>1 OF 5</b>



TITLE:		<b>WIRING DIAGRAM GARMIN GTX 345R XPDR B212</b>	
DWG:	<b>E2006-11-9</b>	REV:	<b>E 2 OF 5</b>
<small>COPYRIGHT © 2023 BY EAGLE COPTERS MAINTENANCE LTD THIS DOCUMENT IS PRIVATE AND CONFIDENTIAL AND IS SUPPLIED ON THE EXPRESS CONDITION THAT IT IS NOT TO BE USED FOR ANY PURPOSE OR COPIED OR COMMUNICATED TO ANY OTHER PERSON WITHOUT WRITTEN PERMISSION FROM EAGLE COPTERS MAINTENANCE LTD.</small>			

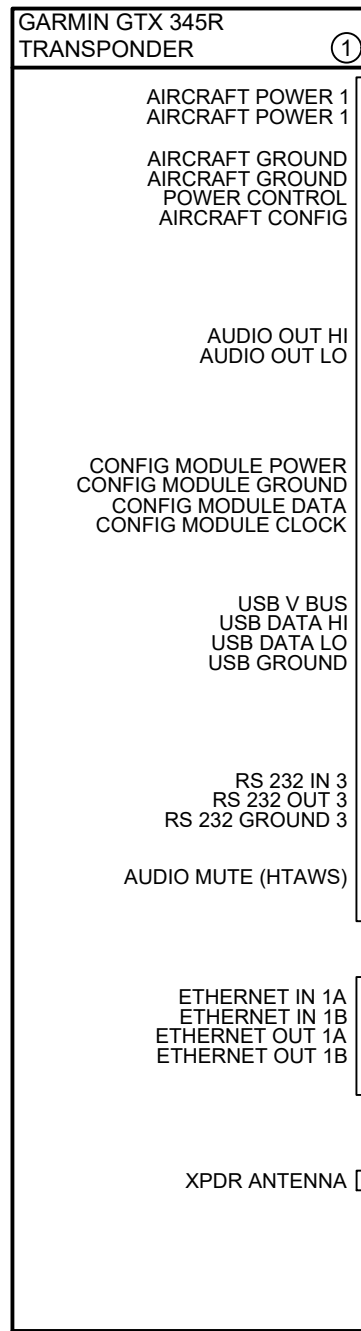
**-011 DME INSTALLED**



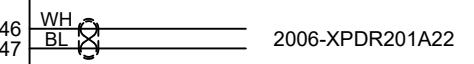

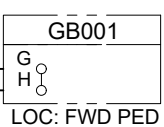
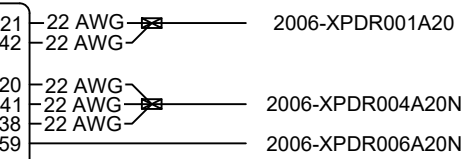
TITLE:		<b>WIRING DIAGRAM GARMIN GTX 345R XPDR B212</b>	
DWG:	<b>E2006-11-9</b>	REV:	<b>E 3 OF 5</b>
<small>COPYRIGHT © 2023 BY EAGLE COPTERS MAINTENANCE LTD THIS DOCUMENT IS PRIVATE AND CONFIDENTIAL AND IS SUPPLIED ON THE EXPRESS CONDITION THAT IT IS NOT TO BE USED FOR ANY PURPOSE OR COPIED OR COMMUNICATED TO ANY OTHER PERSON WITHOUT WRITTEN PERMISSION FROM EAGLE COPTERS MAINTENANCE LTD.</small>			

**-013 NO DME INSTALLED**

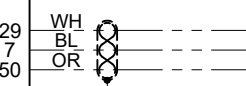

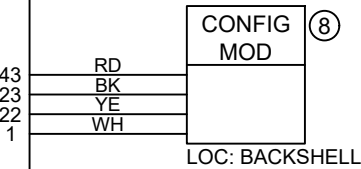
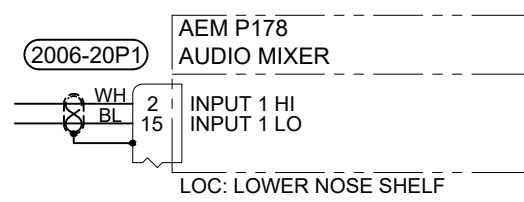




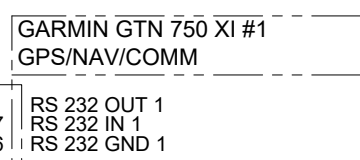
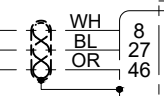
2006-P3251 ③ ⑤ ⑥



2006-XPDR201A22

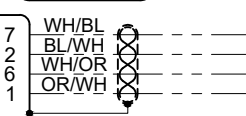


⑤ 2006-1P1001

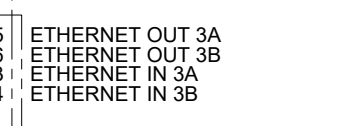
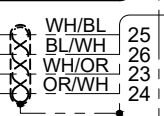


35 TAWS AUDIO ACTIVE

⑥ 2006-P3252

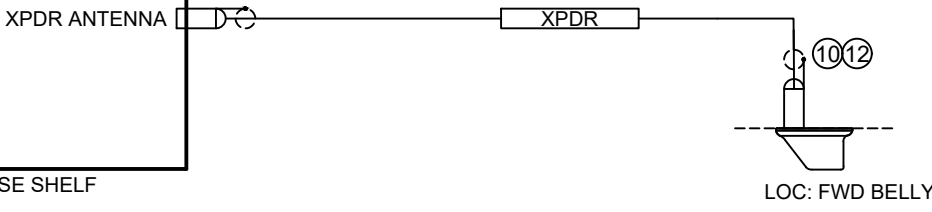


⑦ 2006-1P1002



⑧ P325-XPDR ⑫

⑩ ⑪



TITLE:		<b>WIRING DIAGRAM GARMIN GTX 345R XPDR B212</b>	
DWG:	<b>E2006-11-9</b>	REV:	SHEET:
		<b>E</b>	<b>5 OF 5</b>
<small>COPYRIGHT © 2023 BY EAGLE COPTERS MAINTENANCE LTD THIS DOCUMENT IS PRIVATE AND CONFIDENTIAL AND IS SUPPLIED ON THE EXPRESS CONDITION THAT IT IS NOT TO BE USED FOR ANY PURPOSE OR COPIED OR COMMUNICATED TO ANY OTHER PERSON WITHOUT WRITTEN PERMISSION FROM EAGLE COPTERS MAINTENANCE LTD.</small>			